2017
(ROUND 32)

Ohio Public Works Commission
SCIP/LTIP Funding
Application Packet for the
City of Napoleon, Ohio

ههه

Park Street
Improvements
(L.T.C.P. Project No. 17C~Partial)

City of Napoleon, Ohio

TABLE OF CONTENTS

ΔΔΔ

1. Application for Financial Assistance & District 5 Capital Improvement Projects Questionnaire
2. Engineer's Estimate of Useful Life and Estimate of Project Cost
3. Summary Form, Capital Improvement Reports (Roadway, Sanitary Sewers, Storm Sewers, & Waterlines), & Maintenance of Effort History (2015, 2016, & 2017)
4. Farmland Preservation Review
5. Status of Funds Report & Copy of Water/Sewer Rate Ordinances
6. City of Napoleon 2017 Debt Schedule
7. Copy of Resolution Authorizing City Manager to Make Application for O.P.W.C. Issue II Funds
8. Project Location Maps
9. Ohio Environmental Protection Agency (O.E.P.A.) Findings & Orders

Park Street Improvements

(L.T.C.P. Project 17CE~Partial)

City of Napoleon, Ohio

OHIO PUBLIC WORKS FOR YOU

State of Ohio

Public Works Commission

Application for Financial Assistance

IMPORTANT: Please consult "Instructions for Financial Assistance for Capital Infrastructure Projects" for guidance in completion of this form.

Applicant

Applicant: City of Napoleon Subdivision Code: 069-53550

District Number: 5 County: Henry Date: 08/16/2017

Contact: Chad E. Lulfs, P.E., P.S. Phone: (419) 592-4010
(The individual who will be available during business hours and who can best answer or coordinate the response to questions)

Email: clulfs@napoleonohio.com FAX: (419) 599-8393

Project

Project Name: Park Street Improvements ~ Phase III Zip Code: 43545

Subdivision Type
(Select one)

- ☐ 1. County
- ☒ 2. City
- ☐ 3. Township
- ☐ 4. Village
- ☐ 5. Water (6119 Water District)

Project Type
(Select single largest component by $)

- ☐ 1. Road
- ☐ 2. Bridge/Culvert
- ☐ 3. Water Supply
- ☒ 4. Wastewater
- ☐ 5. Solid Waste
- ☐ 6. Stormwater

Funding Request Summary
(Automatically populates from page 2)

Total Project Cost:	1,140,000 .00
1. Grant:	325,000 .00
2. Loan:	0 .00
3. Loan Assistance/ Credit Enhancement:	0 .00
Funding Requested:	325,000 .00

District Recommendation (To be completed by the District Committee)

Funding Type Requested
(Select one)

- ☐ State Capital Improvement Program
- ☐ Local Transportation Improvement Program
- ☐ Revolving Loan Program
- ☐ Small Government Program

District SG Priority: _____

SCIP Loan - Rate: ____ % Term: ____ Yrs Amount: _____ .00

RLP Loan - Rate: ____ % Term: ____ Yrs Amount: _____ .00

Grant: Amount: _____ .00

LTIP: Amount: _____ .00

Loan Assistance / Credit Enhancement: Amount: _____ .00

For OPWC Use Only

STATUS

Project Number: _____

_____

Release Date: _____

OPWC Approval: _____

Grant Amount: _____ .00

Loan Amount: _____ .00

Total Funding: _____ .00

Local Participation: _____ %

OPWC Participation: _____ %

Loan Type: ☐ SCIP ☐ RLP

Date Construction End: _____

Date Maturity: _____

Rate: _____ %

Term: _____ Yrs

1.0 Project Financial Information (All Costs Rounded to Nearest Dollar)

1.1 Project Estimated Costs

Engineering Services

Preliminary Design:	0 .00		
Final Design:	0 .00		
Construction Administration:	0 .00		
Total Engineering Services:	a.)	0 .00	0 %
Right of Way:	b.)	0 .00	
Construction:	c.)	1,140,000 .00	
Materials Purchased Directly:	d.)	0 .00	
Permits, Advertising, Legal:	e.)	0 .00	
Construction Contingencies:	f.)	0 .00	0 %
Total Estimated Costs:	g.)	1,140,000 .00	

1.2 Project Financial Resources

Local Resources

Local In-Kind or Force Account:	a.)	0 .00	
Local Revenues:	b.)	815,000 .00	
Other Public Revenues:	c.)	0 .00	
ODOT / FHWA PID: _____	d.)	0 .00	
USDA Rural Development:	e.)	0 .00	
OEPA / OWDA:	f.)	0 .00	
CDBG:	g.)	0 .00	
☐ County Entitlement or Community Dev. "Formula"			
☐ Department of Development			
Other: _____	h.)	0 .00	
Subtotal Local Resources:	i.)	815,000 .00	71 %

OPWC Funds (Check all requested and enter Amount)

Grant: 100 % of OPWC Funds	j.)	325,000 .00	
Loan: 0 % of OPWC Funds	k.)	0 .00	
Loan Assistance / Credit Enhancement:	l.)	0 .00	
Subtotal OPWC Funds:	m.)	325,000 .00	29 %
Total Financial Resources:	n.)	1,140,000 .00	100 %

1.3 Availability of Local Funds

Attach a statement signed by the Chief Financial Officer listed in section 5.2 certifying all local resources required for the project will be available on or before the earliest date listed in the Project Schedule section. The OPWC Agreement will not be released until the local resources are certified. Failure to meet local share may result in termination of the project. Applicant needs to provide written confirmation for funds coming from other funding sources.

2.0 Repair / Replacement or New / Expansion

2.1 Total Portion of Project Repair / Replacement:	1,140,000 .00	100 %	A Farmland Preservation letter is required for any impact to farmland
2.2 Total Portion of Project New / Expansion:	0 .00	0 %	
2.3 Total Project:	1,140,000 .00	100 %	

3.0 Project Schedule

3.1 Engineering / Design / Right of Way	Begin Date: 01/01/2015	End Date: 09/29/2017
3.2 Bid Advertisement and Award	Begin Date: 06/07/2018	End Date: 07/03/2018
3.3 Construction	Begin Date: 08/06/2018	End Date: 05/25/2019

Construction cannot begin prior to release of executed Project Agreement and issuance of Notice to Proceed.

Failure to meet project schedule may result in termination of agreement for approved projects. Modification of dates must be requested in writing by project official of record and approved by the Commission once the Project Agreement has been executed.

4.0 Project Information

If the project is multi-jurisdictional, information must be consolidated in this section.

4.1 Useful Life / Cost Estimate / Age of Infrastructure

Project Useful Life: 50 Years Age: 1956 (Year built or year of last major improvement)

Attach Registered Professional Engineer's statement, with seal or stamp and signature confirming the project's useful life indicated above and detailed cost estimate.

4.2 User Information

Road or Bridge: Current ADT _____ Year _____ Projected ADT _____ Year _____

Water / Wastewater: Based on monthly usage of 4,500 gallons per household; attach current ordinances.

Residential Water Rate Current $ 46.23 Proposed $ 49.77

Number of households served: 3,173

Residential Wastewater Rate Current $ 68.79 Proposed $ 70.89

Number of households served: 3,150

Stormwater: Number of households served: 4,175

4.3 Project Description

A: SPECIFIC LOCATION (Supply a written location description that includes the project termini; a map does not replace this requirement.) 500 character limit.

The project is on Park Street from Sheffield Avenue to W. Riverview Avenue.

B: PROJECT COMPONENTS (Describe the specific work to be completed; the engineer's estimate does not replace this requirement) 1,000 character limit.

The existing clay sanitary sewer mains and laterals will be replaced with PVC sewer mains and laterals. Potential cross connections between the sanitary sewer and storm sewer will be addressed if present. The existing 8" cast iron waterline will be replaced with an 8" PVC waterline. Storm sewer taps will be provided to each property. The existing street will be replaced, as well as the existing drive approaches, curbing, and concrete walks.

C: PHYSICAL DIMENSIONS (Describe the physical dimensions of the existing facility and the proposed facility. Include length, width, quantity and sizes, mgd capacity, etc in detail.) 500 character limit.

The existing clay sanitary sewer main varies in size from 8" to 15". This will be replaced with new PVC sewer mains ranging in size from 8"-15". 1,400 l.f. of sanitary sewer main will be replaced. Sanitary sewer laterals and manholes will be replaced. This will provide an approximate capacity of 1.2 MGD. Approximately 1,350 l.f. of cast iron waterline will be replaced with PVC waterline. 1,350 feet of street 29' wide will be replaced.

5.0 Project Officials

Changes in Project Officials must be submitted in writing from an officer of record.

5.1 Chief Executive Officer

(Person authorized in legislation to sign project agreements)

Name: Joel L. Mazur
Title: City Manager
Address: 255 W. Riverview Avenue
P.O. Box 151
City: Napoleon State: OH Zip: 43545
Phone: (419) 592-4010
FAX: (419) 599-8393
E-Mail: jmazur@napoleonohio.com

5.2 Chief Financial Officer

(Can not also serve as CEO)

Name: Gregory J. Heath
Title: City Clerk/Finance Director
Address: 255 W. Riverview Avenue
P.O. Box 151
City: Napoleon State: OH Zip: 43545
Phone: (419) 592-4010
FAX: (419) 599-8393
E-Mail: gheath@napoleonohio.com

5.3 Project Manager

Name: Chad E. Lulfs, P.E., P.S.
Title: Director of Public Works
Address: 255 W. Riverview Avenue
P.O. Box 151
City: Napoleon State: OH Zip: 43545
Phone: (419) 592-4010
FAX: (419) 599-8393
E-Mail: clulfs@napoleonohio.com

6.0 Attachments / Completeness review

Confirm in the boxes below that each item listed is attached (Check each box)

☑ A certified copy of the legislation by the governing body of the applicant authorizing a designated official to sign and submit this application and execute contracts. This individual should sign under 7.0, Applicant Certification, below.

☑ A certification signed by the applicant's chief financial officer stating the amount of all local share funds required for the project will be available on or before the dates listed in the Project Schedule section. If the application involves a request for loan (RLP or SCIP), a certification signed by the CFO which identifies a specific revenue source for repaying the loan also must be attached. Both certifications can be accomplished in the same letter.

☑ A registered professional engineer's detailed cost estimate and useful life statement, as required in 164-1-13, 164-1-14, and 164-1-16 of the Ohio Administrative Code. Estimates shall contain an engineer's seal or stamp and signature.

☐ A cooperative agreement (if the project involves more than one subdivision or district) which identifies the fiscal and administrative responsibilities of each participant.

☑ Farmland Preservation Review - The Governor's Executive Order 98-IIV, "Ohio Farmland Protection Policy" requires the Commission to establish guidelines on how it will take protection of productive agricultural and grazing land into account in its funding decision making process. Please include a Farm Land Preservation statement for projects that have an impact on farmland.

☑ Capital Improvements Report. CIR Required by O.R.C. Chapter 164.06 on standard form.

☑ Supporting Documentation: Materials such as additional project description, photographs, economic impact (temporary and/or full time jobs likely to be created as a result of the project), accident reports, impact on school zones, and other information to assist your district committee in ranking your project. Be sure to include supplements which may be required by your local District Public Works Integrating Committee.

7.0 Applicant Certification

The undersigned certifies: (1) he/she is legally authorized to request and accept financial assistance from the Ohio Public Works Commission as identified in the attached legislation; (2) to the best of his/her knowledge and belief, all representations that are part of this application are true and correct; (3) all official documents and commitments of the applicant that are part of this application have been duly authorized by the governing body of the applicant; and, (4) should the requested financial assistance be provided, that in the execution of this project, the applicant will comply with all assurances required by Ohio Law, including those involving Buy Ohio and prevailing wages.

Applicant certifies that physical construction on the project as defined in the application has NOT begun, and will not begin until a Project Agreement for this project has been executed with the Ohio Public Works Commission. Action to the contrary will result in termination of the agreement and withdrawal of Ohio Public Works Commission funding from the project.

Joel L. Mazur, City Manager

Certifying Representative (Printed form, Type or Print Name and Title)

8/28/17

Original Signature / Date Signed

Revised: April 25, 2017

DISTRICT 5
CAPITAL IMPROVEMENT PROJECTS
QUESTIONNAIRE
ROUND 32

Name of Applicant: City of Napoleon
Project Title: Park Street Improvements ~ Phase III

The following questions are to be answered for each application submitted for State Issue II SCIP, LTIP and Loan Projects. Please provide specific information using the best documentation available to you. Justification of your responses to these questions will be required if your project is selected for funding, so please provide correct and accurate responses. **Communities and Townships under 5,000 in population should complete the Small Government Criteria.**

1. What percentage of the project in repair A= ___%, replacement B= 100 %, expansion C= ___%, and new D= ____%? (Use dollar amounts of project to figure percentages and make sure the total equals one hundred (100) percent) A+B= 100 % C+D= ___%

   Repair/Replacement =Repair or Replacement of public facilities owned by the government (any subdivision of the state).

   New/Expansion = Replacement of privately owned wells, septic systems, private water or wastewater systems, etc.

2. Give the physical condition rating:

Closed or Not Operating:		The condition is unusable, dangerous and unsafe. The primary components have failed. The infrastructure is not functioning at all.
Critical:	XX	The condition is causing or contributing to a serious non-compliance situation and is threatening the intended design level of service. The infrastructure is functioning at seriously diminished capacity. Imminent failure is anticipated within 18 months. Repair and/or replacement is required to eliminate the critical condition and meet current design standards. **(For Road Projects structural repair items would represent a minimum of 25% of the total Project Cost.)**
Poor:		The condition is substandard and requires repair/replacement in order to return to the intended level of service and comply with current design standards. Infrastructure contains a major deficiency and is functioning at a diminished capacity.
Fair:		The condition is average, not good or poor. The infrastructure is still functioning as originally intended. Minor deficiencies exist requiring repair to continue to function as originally intended and/or to meet current design standards.
Good:		The condition is safe and suitable to purpose. Infrastructure is functioning as originally intended, but requires minor repairs and/or upgrades to meet

current design standards.

Excellent:	The condition is new, or requires no repair. Or, no supporting documentation has been submitted.

In order to receive points provide supporting documentation (e.g. photos, a narrative, maintenance history, or third party findings) to justify the rating.

3. If the proposed project is not approved what category would best represent the impact on the general health and/or public safety?

ROADS

Extremely Critical:	Resurfacing, Restoration, Rehabilitation and Reconstruction (4R) of a Major Access Road.*
Critical:	Resurfacing, Restoration and Rehabilitation (3R) of a Major Access Road.*
Major:	Resurfacing, Restoration, Rehabilitation and Reconstruction (4R) of a Minor Access Road.*
Moderate:	Resurfacing, Restoration and Rehabilitation (3R) of a Minor Access Road.*
Minimal:	Preventative Maintenance of a Major Access Road.
No Impact:	Preventative Maintenance of a Minor Access Road.

Projects that have a variety of work will be scored in the LOWEST category of work contained in the Construction Estimate.

Road/Street Classifications:

Major Access Road:	*Roads or streets that have a dual function of providing access to adjacent properties and providing through or cone ting service between other roads.*
Minor Access Road:	*Roads or streets that primarily provide access to adjacent properties without through continuity, such as cul-de-sacs or loop roads or streets.*
Preventative Maintenance:	*Non Structural Pavement work such as chip sealing, cape sealing, microsurfacing, crack sealing, etc.*

*(3R) Resurfacing, Restoration and Rehabilitation – Improvement to existing roadways, which have as their main purpose, the restoration of the physical features (pavement, curb, guardrail, etc.) without altering the original design elements.

*(4R) Resurfacing, Restoration, Rehabilitation and Reconstruction – Much like 3R, except that 4R allows for the complete reconstruction of the roadway and alteration of certain design elements (i.e., lane widths, shoulder width, SSD, etc.).

BRIDGES SUFFICIENCY RATING

Extremely Critical:	0-25, or a General Appraisal rating of 3 or less.
Critical:	27-50, or a General Appraisal rating of 4.
Major:	51-65 or a General Appraisal rating of 5 or 6.
Moderate:	66-80 or a General Appraisal rating of 7.
Minimal:	81-100 or a General Appraisal rating of more than 7.
No Impact:	Bridge on a new roadway.

WASTEWATER TREATMENT PLANTS

Extremely Critical:	Environmental Protection Agency (EPA) orders in the form of a consent decree, findings and orders or court order. Health Department Construction Ban.
Critical:	Improvements ordered by the Environmental Protection Agency (EPA) in the form of NPDES Orders.
Major:	Replace deficient appurtenances. Update existing processes due to EPA recommendations.
Moderate:	Increase capacity to meet current needs or update processes to improve effluent quality.
Minimal:	New/Expansion project to meet a specific development proposal.
No Impact:	New/Expansion to meet future or projected needs.

WATER TREATMENT PLANT

Extremely Critical:	EPA orders in the form of a consent decree, findings and orders or court order.
Critical:	Improvements to meet Environmental Protection Agency (EPA) Safe Drinking Water Regulations and/or NPDES Orders.
Major:	Replace deficient appurtenances. Update existing processes due to EPA recommendations.
Moderate:	Increase capacity to meet current needs or update processes to improve water quality.
Minimal:	New/Expansion project to meet a specific development proposal.
No Impact:	New/Expansion to meet future or projected needs.

COMBINED SEWER SEPARATIONS (May be construction of either new storm or sanitary sewer as

long as the result is two separate sewer systems.)

Extremely Critical:	EPA orders in the form of a consent decree, findings and orders or court order. Health Department Construction Ban.
Critical:	Separate, due to chronic backup or flooding in basements.
Major:	Separate, due to documented water quality impairment, or due to EPA recommendations.
Moderate:	Separate, due to specific development proposal within or upstream of the combined system area.
Minimal:	Separate, to conform to current design standards.
No Impact:	No positive health effect.

STORM SEWERS

Extremely Critical:	EPA orders in the form of a consent decree, findings and orders or court order.
Critical:	Chronic flooding (structure damage).
Major:	Inadequate capacity (land damage).
Moderate:	Inadequate capacity with no associated damage.
Minimal:	New/Expansion to meet current needs.
No Impact:	New/Expansion to meet future or project needs.

CULVERTS

Extremely Critical:	Structurally deficient or functionally obsolete. Deterioration has already caused a safety Critical: hazard to the public.
Critical:	Inadequate capacity with land damage and the existing or high probability of property damage.
Major:	Inadequate capacity (land damage).
Moderate:	Inadequate capacity with no associated damage.
Minimal:	New/Expansion to meet current needs.
No Impact:	New/Expansion to meet future or projected needs.

SANITARY SEWERS

Extremely Critical: X	EPA orders in the form of a consent decree, findings and orders or court order. Health Department Construction Ban.
Critical:	Replace, due to chronic pipe failure, chronic backup or flooding in basements. Improvements ordered by the Environmental Protection Agency (EPA) in the form of NPDES Orders.
Major:	Replace, due to inadequate capacity or infiltration, or due to EPA recommendations.
Moderate:	Rehabilitate to increase capacity to meet current needs or to reduce inflow and infiltration.
Minimal:	New/Expansion project to meet a specific development proposal.
No Impact:	New/Expansion to meet future or projected needs.

SANITARY LIFT STATIONS AND FORCE MAINS

Extremely Critical:	Structurally deficient. Deterioration has already caused a safety/health hazard to the public, or, EPA orders in the form of a consent decree, findings and orders or court order.
Critical:	Inadequate capacity with actual or a high probability of property damage. Improvements ordered by the Environmental Protection Agency (EPA) in the form of NPDES Orders.
Major:	EPA recommendations, or, reduces a probable health and/or safety problem.
Moderate:	Rehabilitate to increase capacity to meet current needs.
Minimal:	New/Expansion to meet a specific development proposal.
No Impact:	New/Expansion to meet future or projected needs.

WATER PUMP STATIONS

Extremely Critical:	Structurally deficient. Deterioration has already caused a safety hazard to the public, or, EPA orders in the form of a consent decree, findings and orders or court order.
Critical:	Inadequate capacity with the inability to maintain pressure required for fire flows.
Major:	Replace due to inadequate capacity or EPA recommendations.
Moderate:	Rehabilitate to increase capacity to meet current needs.
Minimal:	New/Expansion to meet a specific development proposal.
No Impact:	New/Expansion to meet future or projected needs.

WATER LINES/WATER TOWERS

Extremely Critical:	Solve low water pressure or excessive incidents of main breaks in project area.
Critical:	Replace, due to deficiency such as excessive corrosion, etc.
Major:	Replace undersized water lines as upgrading process.
Moderate:	Increase capacity to meet current needs.
Minimal:	New/Expansion project to meet a specific development proposal.
No Impact:	New/Expansion to meet future or projected needs.

OTHER

Extremely Critical:	There is a present health and/or safety threat.
Critical:	The project will provide immediate health and/or safety benefit.
Major:	The project will reduce a probable health and/or safety problem.
Moderate:	The project will delay a health and/or safety problem.
Minimal:	A possible future health and/or safety problem mitigation.
No Impact:	No health and/or safety effect.

NOTE: *Combined projects that can be rated in more than one subset may be rated in the other category at the discretion of the District 5 Executive Committee. In general, the majority of the cost or scope of the project shall determine the category under which the project will be scored.*

(Submittals without supporting documentation will receive 0 Points for this question.)

Extremely Critical XX, Critical ___, Major ___, Moderate ___, Minimal ___, No Impact ___.

Explain your answer.

The sanitary sewer main and laterals have are allowing excess Inflow & Infiltration. The O.E.P.A. has order these components to be replaced. Storm taps are being provided to each property to further remove additional clean water. Sewer work is per the Findings & Orders documents (included in application).

(Additional narrative, charts and/or pictures should be attached to questionnaire)

4. Identify the amount of local funds that will be used on the project as a percentage of the total project cost.

A.) Amount of Local Funds = $ 815,000.00

B.) Total Project Cost = $ 1,140,000.00

RATIO OF LOCAL FUNDS DIVIDED by TOTAL PROJECT COSTS (A/B)= 71 %

Note: Local funds should be considered funds derived from the applicant budget or loans funds to be paid back through local budget, assessments, rates or tax revenues collected by the applicant.

5. Identify the amount of other funding sources to be used on the project, excluding State Issue II or LTIP Funds, as a percentage of the total project cost.

Grants ___% Gifts ___%, Contributions ___%

Other ___% (explain)_____ , Total ____%

Note: Grant funds and other revenues not contributed or collected through taxes by the applicant should be considered other funds. The Scope of Work for each Funding Source must be the same.

6. Total Amount of SCIP and Loan Funding Requested- An Applicant can request a grant per the categories below for points as indicated on the Priority Rating Sheet. If the Applicant is including a loan request equal to, but not exceeding 50% of the OPWC funding amounts listed below, there will be no point penalty. If loan funds requested are more than 50%, points as listed in the Priority Rating Sheet will apply.

_____	$500,001 or More
_____	$400,001-$500,000
_____	$325,001-$400,000
X	$275,001-$325,000
_____	$175,001-$275,000
_____	$175,000 or Less

There are times when the District spends all of the grant money and has loan money remaining. When this happens, the district makes a loan offer in the amount of the requested grant to the communities that were not funded. The offers are made in the order of scoring. We need to know if you are not successful in obtaining grant dollars for your project if you would be interested in loan money:

YES X NO_____
(This will only be considered if you are not funded with grant money and there is remaining loan money.) **Please note: if you answer "no" you will not be contacted, only if you answer "yes" will an offer be made in the event that there is loan money remaining.**

7. If the proposed project is funded, will its completion directly result in the creation of permanent full-time equivalent (FTE) jobs (FTE jobs shall be defined as 35 hours/week) ? Yes ___ No X. If yes, how many jobs within eighteen months? __ Will the completed project retain jobs that would otherwise be permanently lost? Yes ___ No ____. If yes, how many jobs ____ **will be created/retrained** within 18 months **following the completion of the improvements**?

(Supporting documentation in the form of letter from affected industrial or commercial enterprises that specify full time equivlent jobs that will be retained or created directly by the installation or improvement of Public infrastructure. Additional items such as; 1) newspaper articles or other media

news accounts, 2) public meeting minutes, and/or 3) a letter from the County Economic Development Director or State of Ohio Economic Development Professional that alludes to the requirement for the infrastructure improvement to support the business. Submittals without supporting documentation will receive 0 points for this question.)

8. What is the total number of existing users that will directly benefit from the proposed project if completed? 45 Households Connected to Sanitary Sewer (Use households served, traffic counts, etc. and explain the basis by which you arrived at your number.)

9. Is subdivision's population less than 5,000 Yes ___ No _X__

If yes, continue. You may want to design your project per Small Government Project Evaluation Criteria, released for the current OPWC Round to assist in evaluating your project for potential Small Government Funding. The Small Government Criteria is available on the OPWC website at http://www.pwc.state.oh.us/Meth.SG.PDF If No, skip to Question 11.

10. **OHIO PUBLIC WORKS COMMISSION SMALL GOVERNMENT PROGRAM GUIDELINES**

All projects that are sponsored by a subdivision with a population of 5,000 or less, and not earning enough points for District Funding from SCIP or LTIP Funds, are then rated using the Small Government Program Rating Criteria for the corresponding funding round. In order to be rated the entity must submit the Small Government Suppliment and their required budgets with their application. **Only infrastructure that is village- or township- owned is eligible for assistance.** The following policies have been adopted by the Small Government Commission:

- District Integrating Committees may submit up to seven (7) applications for consideration by the Commission. All 7 must be ranked, however, only the top five (5) will be scored. The remaining two (2) will be held as contingency projects should an application be withdrawn.

- Grants are limited to $500,000. Any assistance above that amount must be in the form of a loan.

- Grants for new or expanded infrastructure cannot exceed 50% ofthe project estimate.

- The Commission may deny funding for water and sewer systems that are deemed to be more cost-effective if regionalized.

- If a water or sewer project is determined to be affordable, the project will be offered a loan rather than a grant. Pay special attention to the **Water & Wastewater Affordability Supplemental and the Small Government Water & Wastewater Affordability Calculation Worksheet. Both are available on the Small Government Program Tab at http://www.pwc.state.oh.us/SmallGovernment.html**

- Should there be more projects that meet the "annual score" than there is funding, the tie breaker is

those projects which scored highest under Health & Safety, with the second tie breaker being Condition. If multiple projects have equivalent Health & Safety and Condition scores they are arranged according to the amount of assistance from low to high. Once the funded projects are announced, "contingency protects" may be funded from project under-runs by continuing down the approved project list.

- Supplemental assistance is not provided to projects previously funded by the Commission.

- Applicants have 30 days from receipt of application by OPWC without exception to provide additional documentation to make the application more competitive under the Small Government criteria. Applications will be scored after the 30-day period has expired. The applicants for each District's two (2) contingency projects will have the same 30-day period to submit supplemental information but these applications will not be scored unless necessary to do so. **It is each applicant's responsibility for determining the need for supplemental material. The applicant will not be asked for or notified of missing information unless the Commission has changed the project type and it affects the documentation required. Important information may include, but is not limited to: age of infrastructure, traffic counts or utility users, median income information, user rates ordinances, and the Auditor's Certificate of Estimated Revenues or documentation from the Auditor of State that subdivision is in a state of fiscal emergency.**

If you desire to have your Round 31 project considered for Small Government Funding please download the Small Government Evaluation Criteria applicable to Round 31 by accessing the OPWC Website at http://www.pwc.state.oh.us/Meth.SG.PDF. Please complete the Small Government Evaluation Criteria and attach all required supporting documentation and attach it to the District 5 Questionnaire for Round 31.

11. MANDATORY INFORMATION, DISTRICT 5, DISCRETIONARY RANKING POINTS

List all specific user fees: Amount or
ROAD & BRIDGE PROJECTS: (OHIO REVISED CODE) Percentage

Permissive license fee	4504.02 or 4504.06	_____
	4504.15 or 4504.17	50%
	4504.16 or 4504.171	_____
	4504.172	100%
	4504.18	_____
Special property taxes	5555.48	_____
	5555.49	_____

Municipal Income Tax 1.5%

County Sales Tax 7.25%

Others _____

_____

_____

(DO NOT INCLUDE SCHOOL TAXES)

SPECIFIC PROJECT AREA INFORMATION.

Median household income $44,741

Monthly utility rate: Water $46.23/6 Units

Sewer $68.79/6 Units
Refuse = $18.00

Other Electric = 82.53/700 kWh

List any special user fees or assessment (be specific)

POLITICAL SUBDIVISION= City of Napoleon

COUNTY= Henry

DISCRETIONARY POINTS (BY DISTRICT COMMITTEE ONLY)= _____

(25-20-15)

Date: 8/28/17

Signature: [signature]

Title: City Manager
Address: 255 W. Riverview Avenue, P.O. Box 151, Napoleon, Ohio 43545
Phone: 419-592-4010
FAX: 419-599-8393
Email: jmazur@napoleonohio.com

CITY OF NAPOLEON, OHIO
PARK STREET IMPROVEMENTS ~ PHASE III
(L.T.C.P. Project No. 17C ~ Partial)

Engineer's Estimate of Construction

ITEM NO.	DESCRIPTION	ESTIMATED QUANTITY	UNIT	UNIT PRICE	TOTAL
ROADWAY					
1	Clearing & Grubbing	1	LS	$8,000.00	$8,000.00
2	Tree & Stump Removal (12"-24")	13	EA	$800.00	$10,400.00
3	Tree & Stump Removal (24"-36")	2	EA	$1,000.00	$2,000.00
4	Concrete Curb Removal	1957	LF	$4.00	$7,828.00
5	Concrete Pavement & Walk Removal	1417	SY	$6.00	$8,502.00
6	Roadway & Driveway Excavation & Embankment	3427	CY	$15.00	$51,405.00
7	Roadway Excavation - Undercutting Contingency	350	CY	$12.00	$4,200.00
8	Full Depth Pavement Sawing	357	LF	$3.00	$1,071.00
9	Subgrade Compaction	4967	SY	$1.00	$4,967.00
10	Subgrade Stabilization Fabric	4967	SY	$1.00	$4,967.00
11	8" Aggregate Base (ODOT 304 - 2 Lifts)	1104	CY	$40.00	$44,160.00
12	12" Aggregate Base (ODOT 304 - 2 Lifts) - Undercutting	350	CY	$36.00	$12,600.00
12	6" Stabilized Crushed Aggregate (ODOT 411)	5	CY	$40.00	$200.00
13	3" Asphalt Concrete Base (ODOT 301 PG64-22)	352	CY	$150.00	$52,800.00
14	4-1/2" Asphalt Concrete Base (ODOT 301 PG64-22)	3	CY	$250.00	$750.00
15	1-1/2" Asphalt Concrete Intermediate Course (ODOT 448 Type 2 Medium, PG64-22)	207	CY	$160.00	$33,120.00
16	1-1/2" Asphalt Concrete Surface Course (ODOT 448 Type 1 Medium, PG64-22)	208	CY	$170.00	$35,360.00
17	6" Plain Portland Cement Concrete Pavement With 6" Crushed Aggregate Base	674	SY	$65.00	$43,810.00

CITY OF NAPOLEON, OHIO
PARK STREET IMPROVEMENTS ~ PHASE III
(L.T.C.P. Project No. 17C ~ Partial)

Engineer's Estimate of Construction

ITEM NO.	DESCRIPTION	ESTIMATED QUANTITY	UNIT	UNIT PRICE	TOTAL
18	6" Concrete Walk With 4" Stabilized Crushed Aggregate Base (O.D.O.T. 411)	98	SY	$55.00	$5,390.00
19	4" Concrete Walk With 4" Stabilized Crushed Aggregate Base (O.D.O.T. 411)	824	SY	$45.00	$37,080.00
20	Handicap Ramp With ADA Truncated Dome Detectable Warnings	10	EA	$400.00	$4,000.00
21	Type 2 Concrete Curb	2667	LF	$18.00	$48,006.00
22	Type 6 Concrete Curb	94	LF	$20.00	$1,880.00
23	6" Corrugated Polyethylene Tubing With Filter Sock (Including All Fittings & No. 8 Stone Fill)	2667	LF	$10.00	$26,670.00
24	Removal/Replacement/Reerection of Ground Mounted Sign	13	EA	$250.00	$3,250.00
25	Removal/Replacement/Reerection of Mailboxes	3	EA	$150.00	$450.00
26	18" Wide Stop Bar (Layout)	58	LF	$3.50	$203.00
27	Decorative Crosswalks (Layout)	648	SF	$5.00	$3,240.00
28	3" Topsoil Hauled and Placed	224	CY	$42.00	$9,408.00
29	Fertilizer, Seeding, and Mulching	2690	SY	$1.10	$2,959.00
30	Construction Layout Stakes	1	LS	$8,000.00	$8,000.00
31	Maintaining Traffic	1	LS	$8,000.00	$8,000.00
32	Mobilization	1	LS	$12,000.00	$12,000.00
33	Stormwater Pollution Prevention Plan	1	LS	$2,919.00	$2,919.00
	ESTIMATED COST OF ROADWAY CONSTRUCTION:				**$499,595.00**
SANITARY SEWER					
34	6" PVC ASTM D3034 SDR-35 Sanitary (Type B)	795	LF	$60.00	$47,700.00
35	6" PVC ASTM D3034 SDR-35 Sanitary (Type C)	380	LF	$35.00	$13,300.00
36	8" PVC ASTM D3034 SDR-35 Sanitary (Type B)	152	LF	$110.00	$16,720.00

CITY OF NAPOLEON, OHIO
PARK STREET IMPROVEMENTS ~ PHASE III
(L.T.C.P. Project No. 17C ~ Partial)

Engineer's Estimate of Construction

ITEM NO.	DESCRIPTION	ESTIMATED QUANTITY	UNIT	UNIT PRICE	TOTAL
37	15" PVC ASTM D3034 SDR-35 Sanitary (Type B)	1120	LF	$150.00	$168,000.00
38	6" on 15" PVC Wye (Heavy Duty)	38	EA	$400.00	$15,200.00
39	6" 45 Degree PVC Bend (Heavy Duty)	80	EA	$65.00	$5,200.00
40	PVC Coupling (Heavy Duty) - All Sizes	1	EA	$300.00	$300.00
41	6" Cleanout (With Inverted Cap)	33	EA	$300.00	$9,900.00
42	6" Cleanout (With Brass Lid)	6	EA	$350.00	$2,100.00
43	Flexible Coupling with Stainless Steel Bands (All Sizes)	40	EA	$75.00	$3,000.00
44	Sanitary Manhole Removed	6	EA	$500.00	$3,000.00
45	48" Diameter Sanitary Manhole With Standard Cone	4	EA	$4,000.00	$16,000.00
46	Sanitary Manhole Casting with Gasketed Lid Marked "SANITARY SEWER"	4	EA	$500.00	$2,000.00
47	Connect to Existing Sanitary Manhole	1	LF	$500.00	$500.00
48	Sanitary Sewer Televising	1270	LF	$2.00	$2,540.00
	ESTIMATED COST OF SANITARY SEWER CONSTRUCTION:				**$305,460.00**
STORM SEWER					
49	6" PVC ASTM D3034 SDR-35 (Storm) Type B	602	LF	$60.00	$36,120.00
50	10" PVC ASTM D3034 SDR-35 (Storm) Type B	7	LF	$60.00	$420.00
51	12" PVC ASTM D3034 SDR-35 (Storm) Type B	280	LF	$70.00	$19,600.00
52	15" PVC ASTM D3034 SDR-35 (Storm) Type B	39	LF	$90.00	$3,510.00
53	18" PVC ASTM F679 (Storm) Type B	88	LF	$110.00	$9,680.00
54	24" PVC ASTM F679 (Storm) Type B	20	LF	$150.00	$3,000.00
55	6" on 24" PVC Tee	1	EA	$800.00	$800.00
56	6" on 18" Inserta Tee	8	EA	$300.00	$2,400.00

CITY OF NAPOLEON, OHIO
PARK STREET IMPROVEMENTS ~ PHASE III
(L.T.C.P. Project No. 17C ~ Partial)

Engineer's Estimate of Construction

ITEM NO.	DESCRIPTION	ESTIMATED QUANTITY	UNIT	UNIT PRICE	TOTAL
57	6" on 24" Inserta Tee	12	EA	$350.00	$4,200.00
58	12" on 18" Inserta Tee	1	EA	$650.00	$650.00
59	12" on 24" Inserta Tee	1	EA	$750.00	$750.00
60	6" 45 Degree PVC Bend	20	EA	$50.00	$1,000.00
61	6" PVC Plug	26	EA	$30.00	$780.00
62	12" PVC Plug	1	EA	$75.00	$75.00
63	Flexible Coupling with Stainless Steel Bands (All Sizes)	6	EA	$75.00	$450.00
64	Catch Basin Removed	13	EA	$300.00	$3,900.00
65	Storm Manhole Adjusted to Grade	2	EA	$700.00	$1,400.00
66	Storm Manhole Removed	2	EA	$500.00	$1,000.00
67	2-2B Catch Basin (Including Bike Safe Grate)	2	EA	$1,200.00	$2,400.00
68	2'x3' Curb Inlet (Including Casting & Bike Safe Grate)	11	EA	$2,000.00	$22,000.00
69	48" Diameter Storm Manhole With Flat Slab Top	2	EA	$2,500.00	$5,000.00
70	48" Diameter Storm Manhole With Standard Cone	2	EA	$3,000.00	$6,000.00
71	Storm Manhole Casting with Vented Lid Marked "STORM SEWER"	4	EA	$500.00	$2,000.00
72	Connect to Existing Storm	2	LF	$1,000.00	$2,000.00
	ESTIMATED COST OF STORM SEWER CONSTRUCTION:				**$129,135.00**
WATERLINE					
73	8" AWWA C900 (Class 150 & DR18) Type B	1389	LF	$60.00	$83,340.00
74	1" on 8" Tapping Saddle with Corp Stop	28	EA	$300.00	$8,400.00
75	1" Curb Valve with Box Assembly, Complete (Including Connection to Existing - All	28	EA	$400.00	$11,200.00
76	8" MJ Valve with Valve Box, Complete	4	EA	$1,500.00	$6,000.00
77	8" on 8" Tapping Valve with Valve Box, Complete	1	EA	$5,000.00	$5,000.00

CITY OF NAPOLEON, OHIO
PARK STREET IMPROVEMENTS ~ PHASE III
(L.T.C.P. Project No. 17C ~ Partial)

Engineer's Estimate of Construction

ITEM NO.	DESCRIPTION	ESTIMATED QUANTITY	UNIT	UNIT PRICE	TOTAL
78	8" on 16" Tapping Valve with Valve Box, Complete	1	EA	$7,500.00	$7,500.00
79	8" Inserta Valve with Valve Box, Complete	2	EA	$10,000.00	$20,000.00
80	8" 45 Degree MJ Bend	5	EA	$600.00	$3,000.00
81	8"x8"x8" MJ Tee	3	EA	$750.00	$2,250.00
82	8" MJ Solid Sleeve	2	EA	$500.00	$1,000.00
83	1" Type "K" Copper Service Line	1154	LF	$30.00	$34,620.00
84	Remove Existing Fire Hydrant	3	EA	$500.00	$1,500.00
85	Fire Hydrant & Valve Assembly with Storz Connection (Complete)	4	EA	$5,500.00	$22,000.00
	ESTIMATED COST OF WATERLINE CONSTRUCTION:				**$205,810.00**

TOTAL ESTIMATED COST OF CONSTRUCTION: $1,140,000.00

These costs are based on the utilization of Prevailing Wage rates for labor as established by the Department of Industrial Relations.

The estimated useful life of these improvements is fifty (50) years.

2017.08.25

Chad E. Lulfs, P.E., P.S.
Director of Public Works
City of Napoleon, Ohio

STATE OF OHIO
CHAD E. LULFS E-65579
REGISTERED
PROFESSIONAL ENGINEER

Napoleon Engineering Department
Napoleon, Ohio
08/21/17

Ohio Public Works Commission

SUMMARY FORM

City of Napoleon	069-53550	Henry	08/17/2017
Subdivision	Code	County	Date

Infrastructure Component	Replacement Cost	Repair Cost	Total Units	Units/Physical Condition					
				Excellent	Good	Fair	Poor	Critical	Unknown
Roads	99,792,000	9,979,200	Center Line Miles 56.00	13.00	13.00	14.00	9.00	7.00	
Bridges	2,400,000	200,000	Number of Bridges 4	3	0	0	0	1	
Culverts	200,000	50,000	Number of Culverts 1	0	1	0	0	0	
Water Supply Systems	30,000,000	20,000,000	Number of Facilities 3	0	1	0	1	1	
Water Distribution	28,000,000	10,000,000	Linear Feet (Thousands) 333.00	43.00	99.00	157.00	30.00	4.00	0
Wastewater Systems	35,000,000	12,000,000	Number of Facilities 7	2	1	2	1	1	
Wastewater Collection	50,000,000	5,000,000	Linear Feet (Thousands) 248.00	41.00	60.00	135.00	6.00	6.00	0.00
Stormwater Collection	30,000,000	3,000,000	Linear Feet (Thousands) 195.00	24.00	60.00	104.00	5.00	2.00	0.00
Solid Waste Disposal	0	0	Capacity (Tons per Day) 0	0	0	0	0	0	0
Totals	275,392,000	60,229,200							

Subdivision Socio-Economic Characteristics

Current		Census Information			
Population	8,457	Population	8,749	% LMI	42.50%
Total Households	3,964	Total Households	3,964	% Poverty	18.80%
% Unemployment	6%	MHI	$44,741	% Unemploy	5.50%

Preparer's Name, Phone Number, email : Chad E. Lulfs, P.E., P.S.; (419) 592-4010; clulfs@napoleonohio.com

Ohio Public Works Commission
Five Year Capital Improvement Plan/Maintenance of Effort

City of Napoleon - Streets
Subdivision

069-53550
Code

August 17, 2017
Date

Project Name/Description	Funding Codes(s)	Status (A) Active (P) Pending (C) Complete	Total Cost	Two Year Effort		Five-Year Plan				
				Yr 2015	Yr 2016	Yr 2017	Yr 2018	Yr 2019	Yr 2020	Yr 2021
				Funded		*Planned*				
Oberhaus Interceptor I/I Elimination Project - 20A Construction	PF, OPWC	C	25,000	25,000						
Appian Avenue Improvements	PF, ODOT	C	1,200,000	1,200,000						
Pavement Data Collection - Study	PF	C	45,000	45,000						
Mill & Resurface Local Streets	PF	C	244,000	244,000						
W. Riverview I/I Elimination Project - 11E Construction	PF, OPWC	C	235,000		235,000					
Dodd Street Improvements	PF, CDBG	C	400,000		400,000					
Woodlawn Avenue Microsurfacing	PF	C	57,000		57,000					
Mill & Resurface Local Streets	PF	C	485,000		485,000					
Haley Avenue Interceptor Elimination Project - 17C Construction	PF	A	368,000			368,000				
Downtown Improvements	PF	A	452,000			452,000				
Haley Avenue Sanitary Sewer Improvements	PF, OPWC	A	137,000			137,000				
Ohio Street Waterline Improvements	PF	P	300,000			300,000				
Kenilworth I/I Reduction Project - 16C Construction	PF	P	450,000				450,000			
Park Street Phase III - LTCP 17C Construction	PF	P	518,000				500,000			
Industrial Drive Improvements	PF, ODOT	P	1,500,000				1,500,000			
Scott Street Improvements (S.R. 108 Relocation)	PF	P	735,000				735,000			

Blank Forms Available At
www.pwc.state.oh.us

Ohio Public Works Commission
Five Year Capital Improvement Plan/Maintenance of Effort

City of Napoleon - Streets
Subdivision

069-53550
Code

August 17, 2017
Date

Project Name/Description	Funding Codes(s)	Status (A) Active (P) Pending (C) Complete	Total Cost	Two Year Effort		Five-Year Plan				
				Yr 2015	Yr 2016	Yr 2017	Yr 2018	Yr 2019	Yr 2020	Yr 2021
				Funded		*Planned*				
Riverview Interceptor I/I Elimination Project - 11E Construction	PF	P	200,000					200,000		
S. Side Interceptor I/I Elimination Project - 20B Construction	PF	P	150,000					150,000		
Oberhaus Interceptor I/I Elimination Project - 21B Construction	PF	P	50,000					50,000		
Mill & Resurface Local Street	PF	P	450,000					450,000		
Kenilworth I/I Reduction Project - 16D	PF	P	400,000						400,000	
Haley Avenue I/I Elimination Project - 17D Construction	PF	P	150,000						150,000	
Mill & Resurface Local Street	PF	P	450,000						450,000	
S. Side Interceptor I/I Elimination Project - 20C Construction	PF	P	150,000							150,000
Oberhaus Interceptor I/I Elimination Project - 21C Construction	PF	P	150,000							150,000
Mill & Resurface Local Street	PF	P	450,000							450,000

Blank Forms Available At
www.pwc.state.oh.us

Ohio Public Works Commission
Five Year Capital Improvement Plan/Maintenance of Effort

City of Napoleon - Sanitary Sewers
Subdivision

069-53550
Code

August 18, 2017
Date

Project Name/Description	Funding Codes(s)	Status (A) Active (P) Pending (C) Complete	Total Cost	Two Year Effort		Five-Year Plan				
				Yr 2015	Yr 2016	Yr 2017	Yr 2018	Yr 2018	Yr 2019	Yr 2020
				Funded		*Planned*				
Appian Avenue Improvements	PF	C	375,000	375,000						
Oberhaus Interceptor I/I Elimination Project - 20A Construction	PF, OPWC	C	675,000	675,000						
Sanitary Sewer Cleaning Program	PF	C	90,000	90,000						
Sanitary Sewer Tap Replacements	PF	C	75,000	75,000						
W. Riverview I/I Elimination Project - 11E Construction	PF, OPWC	C	220,000		220,000					
Dodd Street Improvements	PF, CDBG	C	60,000		60,000					
Sanitary Sewer Cleaning Program	PF	C	85,000		85,000					
Sanitary Sewer Tap Replacements	PF	C	80,000		80,000					
Williams Pump Station Replacement - Design	PF	A	100,000			100,000				
Sanitary Sewer Cleaning Program	PF	A	90,000			90,000				
Sanitary Sewer Tap Replacements	PF	A	75,000			75,000				
Haley Avenue Interceptor I/I Elimination Project - 17C Construction	PF	A	62,000			62,000				
Haley Avenue Sanitary Sewer Improvements	PF, OPWC	A	312,000			312,000				
Downtown Improvements	PF	A	30,000			30,000				
Kenilworth I/I Reduction Project - 16C Construction	PF	P	250,000				250,000			
Park Street Phase III - LTCP 17C Construction	PF	P	400,000				305,000			
Oberhaus Interceptor I/I Elimination Project - 20B Design	PF	P	65,000				65,000			
Industrial Drive Improvements	PF	P	200,000				200,000			

Blank Forms Available At
www.pwc.state.oh.us

Ohio Public Works Commission
Five Year Capital Improvement Plan/Maintenance of Effort

City of Napoleon - Sanitary Sewers
Subdivision

069-53550
Code

August 18, 2017
Date

Project Name/Description	Funding Codes(s)	Status (A) Active (P) Pending (C) Complete	Total Cost	Two Year Effort		Five-Year Plan				
				Yr 2015	Yr 2016	Yr 2017	Yr 2018	Yr 2019	Yr 2020	Yr 2021
				Funded		*Planned*				
Scott Street Improvements (S.R. 108 Relocation)	PF	P	12,000				12,000			
Sanitary Sewer Tap Replacements	PF	P	100,000				100,000			
Sanitary Cleaning Program	PF	P	100,000				100,000			
Riverview Interceptor I/I Elimination Project - 11E Construction	PF	P	650,000					650,000		
S. Side Interceptor I/I Elimination Project - 20B Construction	PF	P	300,000					300,000		
Oberhaus Interceptor I/I Elimination Project - 21B Construction	PF	P	750,000					750,000		
Sanitary Sewer Cleaning Program	PF	P	100,000					100,000		
Sanitary Sewer Tap Replacements	PF	P	100,000					100,000		
Kenilworth I/I Reduction Project - 16D Construction	PF	P	250,000						400,000	
Haley Avenue I/I Elimination Project - 17D Construction	PF	P	400,000						300,000	
S. Side Interceptor I/I Elimination Project - 20B Design	PF	P	75,000						75,000	
Oberhaus Interceptor I/I Elimination Project - 21C Design	PF	P	75,000						75,000	
Sanitary Sewer Cleaning Program	PF	P	100,000						100,000	
Sanitary Sewer Tap Replacements	PF	P	100,000						100,000	
S. Side Interceptor I/I Elimination Project - 20C Construction	PF	P	650,000							650,000
Oberhaus Interceptor I/I Elimination Project - 21C Construction	PF	P	650,000							650,000
Sanitary Sewer Cleaning Program	PF	P	100,000							100,000
Sanitary Sewer Tap Replacements	PF	P	100,000							100,000

Blank Forms Available At
www.pwc.state.oh.us

Ohio Public Works Commission
Five Year Capital Improvement Plan/Maintenance of Effort

City of Napoleon - Storm Sewers
Subdivision

069-53550
Code

August 18, 2017
Date

Project Name/Description	Funding Codes(s)	Status (A) Active (P) Pending (C) Complete	Total Cost	Two Year Effort		Five-Year Plan				
				Yr 2015	Yr 2016	Yr 2017	Yr 2018	Yr 2019	Yr 2020	Yr 2021
				Funded		*Planned*				
Appian Avenue Improvements	PF, ODOT	C	375,000	375,000						
Dodd Street Improvements	PF, CDBG	C	105,000		105,000					
W. Riverview I/I Elimination Project - 11E Construction	PF, OPWC	C	66,000		66,000					
Haley Avenue Interceptor I/I Elimination Project - 17C Construction	PF	A	96,000			96,000				
Haley Avenue Sanitary Sewer Improvements	PF, OPWC	A	84,000			84,000				
Downtown Improvements	PF	A	86,000			86,000				
Kenilworth I/I Reduction Project - 16C Construction	PF	P	200,000				200,000			
Park Street Phase III - LTCP 17C Construction	PF	P	200,000				130,000			
Industrial Drive Improvements	PF, ODOT	P	250,000				250,000			
Scott Street Improvements (S.R. 108 Relocation)	PF	P	57,000				57,000			
Riverview Interceptor I/I Elimination Project - 11E Construction	PF	P	100,000					100,000		
S. Side Interceptor I/I Elimination Project - 20B Construction		P	200,000					200,000		
Oberhaus Interceptor I/I Elimination Project - 21B Construction	PF	P	50,000					50,000		
Kenilworth I/I Reduction Project - 16D	PF	P	150,000						150,000	
Haley Avenue I/I Elimination Project - 17D Construction	PF	P	150,000						150,000	
S. Side Interceptor I/I Elimination Project - 20C Construction	PF	P	100,000							100,000
Oberhaus Interceptor I/I Elimination Project - 21C Construction	PF	P	50,000							50,000

Blank Forms Available At
www.pwc.state.oh.us

Ohio Public Works Commission
Five Year Capital Improvement Plan/Maintenance of Effort

City of Napoleon - Water
Subdivision

069-53550
Code

August 19, 2016
Date

Project Name/Description	Funding Codes(s)	Status (A) Active (P) Pending (C) Complete	Total Cost	Two Year Effort		Five-Year Plan				
				Yr 2015	Yr 2016	Yr 2017	Yr 2018	Yr 2019	Yr 2020	Yr 2021
				Funded		*Planned*				
Appian Avenue Improvements	PF, ODOT	C	157,000	157,000						
Water Treatment Plant Rehabilitation - Design	PF, OWDA	C	1,200,000	1,200,000						
Water Treatment Plant UV Improvements	PF	C	1,400,000		1,400,000					
Dodd Street Improvements	PF, CDBG	C	170,000		170,000					
W. Riverview I/I Elimination Project - 11E Construction	PF, OPWC	C	25,000		25,000					
Haley Avenue I/I Elimination Project - 17C Construction	PF	A	140,000			140,000				
Hobson Street Waterline Improvements Phase II - Construction	PF, CDBG	C	324,000			324,000				
Ohio Street Waterline Improvements - Construction	PF	P	650,000			650,000				
Water Treatment Plant Rehabilitation - Construction	PF,OWDA	A	15,300,000			15,300,000				
Downtown Improvements	PF	A	310,000			310,000				
Haley Avenue Sanitary Sewer Improvements	PF, OPWC	A	10,000			10,000				
Kenilworth I/I Reduction Project - 16C Construction	PF	P	150,000				150,000			
Park Street Phase III - LTCP 17C Construction	PF	P	205,000				205,000			
Industrial Drive Improvements	PF	P	200,000				200,000			
Scott Street Improvements (S.R. 108 Relocation)	PF	P	165,000				165,000			
Riverview Interceptor I/I Elimination Project - 11E Construction	PF	P	100,000					100,000		
Kenilworth I/I Reduction Project - 16D Construction	PF	P	150,000						150,000	
Enterprise Drive Waterline Improvements	PF	P	650,000							650,000

Blank Forms Available At
www.pwc.state.oh.us

ISSUE II APPLICATION

MAINTENANCE OF LOCAL EFFORT

2015

MAJOR PROJECT	SOURCE OF FUNDS	COST
Transportation		
Street Resurfacing	Capital Fund	$ 244,000.00
Sidewalk & Curb Improvements	Capital Fund	$ 20,000.00
Appian Avenue	O.D.O.T./Capital Fund	$1,200,000.00
Street Striping Program	Capital Fund	$ 88,000.00
Pavement Data Collection	Capital Fund	$ 45,000.00
Oberhaus Interceptor 21A	Capital Fund	$ 25,000.00
Water Supply & Distribution		
Appian Avenue	Water Rates	$ 157,000.00
W.T.P. Rehabilitation	Water Rates	$1,200,000.00
Stormwater Collection		
Appian Avenue	O.D.O.T./Sewer Revenue Fund	$ 287,000.00
Wastewater Treatment & Collection		
Appian Avenue	Sewer Revenue Fund	$ 375,000.00
Oberhaus Interceptor 21A	Issue II/Sewer Revenue Fund	$ 675,000.00
Sanitary Sewer Tap Replacements	Sewer Revenue Fund	$ 75,000.00
Sanitary Sewer Cleaning Program	Sewer Revenue Fund	$ 90,000.00

ISSUE II APPLICATION

MAINTENANCE OF LOCAL EFFORT

2016

MAJOR PROJECT	SOURCE OF FUNDS	COST
Transportation		
Dodd Street Improvements	C.D.B.G./Capital Fund	$ 400,000.00
Park Lane Improvements	O.P.W.C./Capital Fund	$ 235,000.00
Misc. Street Improvements	Capital	$ 550,000.00
Sidewalk & Curb Improvements	Capital Fund	$ 20,000.00
Water Supply & Distribution		
Dodd Street Improvements	C.D.B.G./Water Rev. Fund	$ 170,000.00
Park Lane Improvements	O.P.W.C./Water Rev. Fund	$ 25,000.00
W.T.P. – UV Improvements	Water Rev. Fund	$1,400,000.00
Stormwater Collection		
Dodd Street Improvements	C.D.B.G./Sewer Rev. Fund	$ 105,000.00
Park Lane Improvements	O.P.W.C./Sewer Rev. Fund	$ 65,000.00
Wastewater Treatment & Collection		
W. Riverview I/I (Park Lane)	O.P.W.C./Sewer Rev. Fund	$ 220,000.00
Dodd Street Improvements	C.D.B.G./Sewer Rev. Fund	$ 60,000.00
Sanitary Sewer Cleaning Program	Sewer Revenue Fund	$ 85,000.00
Sanitary Sewer Tap Replacements	Sewer Revenue Fund	$ 80,000.00
L.T.C.P. Updates	Sewer Revenue Fund	$ 30,000.00
Phosphorus Treatment Study	Sewer Revenue Fund	$ 30,000.00
Wet Weather Plan	Sewer Revenue Fund	$ 250,000.00

ISSUE II APPLICATION

MAINTENANCE OF LOCAL EFFORT

2017

MAJOR PROJECT	SOURCE OF FUNDS	COST
Transportation		
Park Street	Capital Fund	$ 368,000.00
Downtown Improvements	Capital Fund	$ 452,000.00
Ohio Street	Capital Fund	$ 137,000.00
Haley Avenue	Issue II/Capital Fund	$ 300,000.00
Sidewalk & Curb Improvements	Capital Fund	$ 20,000.00
Street Striping	Capital Fund	$ 115,000.00
Water Supply & Distribution		
Park Street Phase II	Water Rates	$ 140,000.00
Hobson Waterline Phase II	C.D.B.G./Water Rates	$ 324,000.00
Ohio Street Waterline	Water Rates	$ 350,000.00
W.T.P. Rehabilitation	O.W.D.A./Water Rates	$ 15,300,000.00
Downtown Improvements	Water Rates	$ 310,000.00
Haley Avenue Sanitary	Water Rates	$ 10,000.00
Storm Sewer		
Industrial Drive Extensions	Issue II/Sewer Fund	$ 80,000.00
Northcrest Circle	C.D.B.G./Sewer Fund	$ 41,000.00
S. Side Interceptor	Issue II/Sewer Fund	$ 19,000.00
Wastewater Treatment & Collection		
Park Street Phase II	Issue II	$ 62,000.00
Williams Pump Station Design	C.D.B.G./Sewer Fund	$ 100,000.00
Haley Avenue Sanitary Sewer	Issue II/Sewer Fund	$ 312,000.00
Downtown Improvements	Sewer Revenue Fund	$ 30,000.00
Sanitary Sewer Tap Replacements	Sewer Revenue Fund	$ 75,000.00
Sanitary Sewer Cleaning Program	Sewer Revenue Fund	$ 90,000.00

FARMLAND PRESERVATION REVIEW
FOR THE OHIO PUBLIC WORKS COMMISSION
PARK STREET IMPROVEMENTS (L.T.C.P. Project No. 17C~Partial)
August 17, 2017

This review is to comply with Farmland Preservation Review Advisory of the Ohio Public Works Commission and the Governor's Executive Order 98-IIV. This review was accomplished by the City of Napoleon's Director of Public Works.

1. The immediate impact the project will have on productive agricultural and grazing land related to land acquisition.

   There shall be no immediate impact on productive agricultural and grazing land related to land acquisition.

2. Indirect impact that will result in the loss of productive agricultural and grazing land from development related to the project.

   There shall be no indirect impact on productive agricultural and grazing land from development related to the project.

3. Mitigation measures that could be implemented when alternative sites or locations are not feasible.

   No mitigation measures are available. This project will replace existing sanitary sewers to aid in preventing overflows into the river and basements.

STATUS OF FUNDS REPORT

The requested funds for the proposed improvements will be paid through revenues produced from sewer rates. Enclosed is Ordinance No. 028-14 establishing sewer rates for customers inside and outside of the corporation limits of the City.

The Park Street Improvements Project (L.T.C.P. Project No. 17C~Partial) will be included in the 2018 City of Napoleon Budget, subject to appropriation by City Council.

Gregory J. Heath

Gregory J. Heath, Finance Director

ORDINANCE NO. 027-14

AN ORDINANCE ESTABLISHING SECTION 931.13 OF THE CODIFIED ORDINANCES OF THE CITY OF NAPOLEON WHICH ESTABLISHES A CHARGE AND RATE FOR THE COSTS OF THE SEWER LATERAL RESPONSIBILITY RULE

WHEREAS, the Board of Public Affairs and the Water and Sewer Committee met in a regular meeting held on April 14, 2014, and reviewed the rule regarding sewer lateral responsibility and recommended that the City should have greater responsibility than previously, and they recommended establishing a charge as well as a rate to pay for this new responsibility; and,

WHEREAS, City Council now desires to pay for the some of the costs associated with sewer lateral repair as outlined in the Water and Sewer Rules; and,

WHEREAS, City Council now desires to establish a charge to assist with the costs of this responsibility; and,

WHEREAS, City Council now desires to establish a rate for said charge; Now Therefore,

BE IT ORDAINED BY THE COUNCIL OF THE CITY OF NAPOLEON, OHIO:

Section 1. That, the City of Napoleon does hereby establish Section 931.13 of the Codified Ordinances of the City of Napoleon, Ohio which ***EFFECTIVE JULY 1ST, 2014,*** establishes the Sewer Lateral Charge and sets the rate for said charge and is enacted as follows:

"931.13 SEWER LATERAL CHARGE.

(a) Purpose. The purpose of the sewer lateral charge, that is charged in addition to the overflow abatement charge, capacity charge, and commodity charge, is as follows:

(1) To raise revenue to offset the costs of assuming repairs to customer sewer laterals which occur at or between the right-of-way and the main.

(2) By assuming those costs, the City benefits by having more control over who does work and how the work is being done to sewer lines that are in the right-of-way to the main, which may include going under City streets.

(3) To improve the public health, safety, and welfare by providing for the safe and efficient delineation of the sewer lateral responsibility.

(b) Rules. The City of Napoleon Water and Sewer Service Rules, and as amended from time to time, are established to assist in decisions regarding this charge.

(c) Application of Charge. This charge will be considered a sanitary sewer lateral fee that is to be charged, in addition to any overflow abatement, capacity, or commodity charge, to any real property that currently or in the future has been determined to qualify for the Overflow Abatement Fee. The responsible party for payment will be the same as the responsible party for the Overflow Abatement Fee.

(d) Rate. The Sewer Lateral Charge is assessed monthly as follows:

Class User:	Charge:
Residential - In	$2.10
Residential - Out	$3.15
Commercial */INDUSTRIAL*- In	$3.50

Commercial/*INDUSTRIAL* - Out $5.25

~~Industrial $12.00~~

(e) Conflict with Rules for Water and Sewer Service. Where a conflict arises between this section and the Rules for Water and Sewer Service, this section shall control.

(f) Exemption. Notwithstanding any provision to the contrary, all buildings and land owned by this municipality are exempt from the sewer lateral charge; moreover, any sewer lateral charge billed to this municipality is exempt from collection.

(g) Appeals. Any appeals shall be in accordance to the process set forth in the City of Napoleon Water and Sewer Service Rules, as may be amended from time to time."

Section 2. That, it is found and determined that all formal action of this City Council concerning and relating to the adoption of this Ordinance were adopted in open meetings of this City Council, and that all deliberations of this City Council and any of its committees that resulted in such formal actions were in compliance with all legal requirements, including Section 21.22 of the Ohio Revised Code and the Codified Ordinances of Napoleon, Ohio.

Section 3. That, if any other prior Ordinance or Resolution is found to be in conflict with this Ordinance, then the provisions of this Ordinance shall prevail. Further, if any portion of this Ordinance is found to be invalid for any reason, such decision shall not affect the validity of the remaining portions of this Ordinance or any part thereof.

Section 4. That, this Ordinance shall be in full force and effect at the earliest time permitted by law.

Passed: May 19, 2014

John A. Helberg, Council President

Approved: May 19, 2014

Ronald A. Behm, Mayor

VOTE ON PASSAGE 6 Yea 0 Nay 0 Abstain

Attest:

Gregory J. Heath

Gregory J. Heath, Clerk/Finance Director

I, Gregory J. Heath, Clerk/Finance Director of the City of Napoleon, do hereby certify that the foregoing Ordinance No. 027-14 was duly published in the Northwest Signal, a newspaper of general circulation in said City, on the _____ day of _____, _____; & I further certify the compliance with rules established in Chapter 103 of the Codified Ordinances Of Napoleon Ohio and the laws of the State of Ohio pertaining to Public Meetings.

Gregory J. Heath

Gregory J. Heath, Clerk/Finance Director

ORDINANCE NO. 028-14

AN ORDINANCE AMENDING SECTION 931.09 INCREASING SANITARY SEWER RATES FOR THE YEARS 2014, 2015; AND, 2016

WHEREAS, the Board of Public Affairs and the Water and Sewer Committee met in a regular meeting held on April 14, 2014, reviewed the existing sanitary sewer rates and determined a rate increase over a three year period effective July 1, 2014 for the years 2014, 2015; and, 2016 is necessary in order to keep the sanitary sewer fund sound;

WHEREAS, the Council for the City of Napoleon now desires to increase sewer rates for the years 2014, 2015; and, 2016 Now Therefore,

BE IT ORDAINED BY THE COUNCIL OF THE CITY OF NAPOLEON, OHIO:

Section 1. That, Section 931.09 of the Codified Ordinances of the City of Napoleon, Ohio, shall be amended and enacted as follows:

"931.09 SANITARY SEWER RATES FOR INSIDE AND OUTSIDE CORPORATION LIMITS.

The sanitary sewer rates charged by the City shall be as follows, except as may otherwise be permitted by rule:

(a) It is determined and declared to be necessary to the protection of the public health, safety, welfare, and convenience of the City to establish and collect charges upon all lots, lands, and premises which are served by the municipal sanitary sewer system of the City.

(b) The following measures shall be used to determine the sewer charges provided to a premises served by the City sanitary sewer system:

(1) Any premises using water exclusively supplied by the City and having a water meter acceptable to the City shall be measured by said meter for determining the sanitary sewer charge for the premises.

(2) Any owner or other interested party of a premises using water supplied either in whole or in part from sources other than the waterworks system of the City may be required to install water meters satisfactory to the City to the extent necessary to measure all such supplies of water. The quantity of water consumed on said premises shall be deemed to be the aggregate amount disclosed by said meter for the purpose of determining the sanitary sewer charge for the premises.

(3) In the event it can be shown to the satisfaction of the City that a portion of the water from any source consumed on said premises does not and cannot enter the City sanitary sewer system, then in such case the owner or other interested party may, at the owner's or interested party's expense, install and maintain separate metering devices, subject to inspection and testing by the City, to the extent necessary to demonstrate to the satisfaction of the City that only a portion of the water consumed on the premises is being discharged into the City sanitary sewer system, which portion shall constitute the basis for measuring the sanitary sewer charge for said premises. In the event that such metering devices are impractical, then other reliable evidence produced by the owner or other interested party may be considered by the City Manager, in the City Manager's sole discretion, in adjusting sewer charges.

(4) Effective ~~with the billing cycle in July of the year 2010~~*JUNE 18, 2014*, to be reflected in the first billing in ~~August of the year 2010~~*JULY, 2014*, the following rate structure related to sanitary sewer charges shall be charged as follows, except as may otherwise be permitted by rule:

Wastewater (Sanitary Sewer) Service Charge:

Capacity Charge (Base Charge):

Charges per Month	Residential	Commercial or Industrial
Inside Corporation Limits	~~$25.34~~ *$29.62*	~~$25.34~~ *$29.62*
Outside Corporation Limits	~~$50.85~~ *$59.42*	~~$50.85~~ *$59.42*

Commodity Charge: (To be charged in addition to the Capacity Charge)

Commodity Charge/l00cf	Residential	Commercial or Industrial
Inside Corporation Limits	~~$4.03~~*$4.71*	~~$4.03~~ *$4.71*
Outside Corporation Limits	~~$8.55~~*$10.00*	~~$8.55~~*$10.00*

Industrial metering and monitoring charge: $25.00 per sample

Excess Strength surcharges:

Charge per pound of CBOD above 200 MG/L	$0.15
Charge per pound of SS above 250 MG/L	$0.15
Charge per pound of phosphorus above 7 MG/L	$0.15

CBOD = Carbonaceous Biological Oxygen Demand
SS = Suspended Solids
MG/L = Milligrams per Liter
CF = Cubic Feet

Overflow Abatement Charge pursuant to Section 931.12 *AND SEWER LATERAL CHARGE PURSUANT TO SECTION 931.13*: (To be charged in addition to the Capacity and Commodity Charge)

(5) Effective with the billing cycle in January of the year ~~2011~~ *2015*, to be reflected in the first billing in February of the year ~~2011~~ *2015*, the following rate structure related to sanitary sewer charges shall be charged as follows, except as may otherwise be permitted by rule:

Wastewater (Sanitary Sewer) Service Charge:

Capacity Charge (Base Charge):

Charges per Month	Residential	Commercial or Industrial
Inside Corporation Limits	~~$26.61~~ *$31.99*	~~$26.61~~ *$31.99*
Outside Corporation Limits	~~$53.39~~ *$64.17*	~~$53.59~~ *$64.17*

Commodity Charge: (To be charged in addition to the Capacity Charge)

Commodity Charge/100cf	Residential	Commercial or Industrial
Inside Corporation Limits	~~$4.23~~ *$5.09*	~~$4.23~~ *$5.09*
Outside Corporation Limits	~~$8.98~~ *$10.80*	~~$8.98~~ *$10.80*

Industrial metering and monitoring charge: $25.00 per sample

Excess Strength surcharges:

Charge per pound of CBOD above 200 MG/L	$0.15
Charge per pound of SS above 250 MG/L	$0.15
Charge per pound of phosphorus above 7 MG/L	$0.15

CBOD = Carbonaceous Biological Oxygen Demand
SS = Suspended Solids
MG/L = Milligrams per Liter
CF = Cubic Feet

Overflow Abatement Charge pursuant to Section 931.12 *AND SEWER LATERAL CHARGE PURSUANT TO SECTION 931.13*: (To be charged in addition to the Capacity and Commodity Charge)

(6) Effective with the billing cycle in January of the year ~~2012~~ *2016*, to be reflected in the first billing in February of the year ~~2012~~ *2016*, and each billing thereafter, the following rate structure related to sanitary sewer charges shall be charged as follows, except as may otherwise be permitted by rule:

Wastewater (Sanitary Sewer) Service Charge:

Capacity Charge (Base Charge):

Charges per Month	Residential	Commercial or Industrial
Inside Corporation Limits	~~$27.94~~ *$35.19*	~~$27.94~~ *$35.19*
Outside Corporation Limits	~~$56.06~~ *$70.59*	~~$56.06~~ *$70.59*

Commodity Charge: (To be charged in addition to the Capacity Charge)

Commodity Charge/l00CF	Residential	Commercial or Industrial
Inside Corporation Limits	~~$4.44~~ *$5.60*	~~$4.44~~ *$5.60*
Outside Corporation Limits	~~$9.43~~ *$11.88*	~~$9.43~~ *$11.88*

Industrial metering and monitoring charge: $25.00 per sample

Excess Strength surcharges:

Charge per pound of CBOD above 200 MG/L	$0.15
Charge per pound of SS above 250 MG/L	$0.15
Charge per pound of phosphorus above 7 MG/L	$0.15

CBOD = Carbonaceous Biological Oxygen Demand
SS = Suspended Solids
MG/L = Milligrams per Liter
CF = Cubic Feet

Overflow Abatement Charge pursuant to Section 931.12 ***AND SEWER LATERAL CHARGE PURSUANT TO SECTION 931.13***: (To be charged in addition to the Capacity and Commodity Charge)

(c) Disposal of Domestic Septage.

(1) Domestic septage accepted. The City accepts hauled domestic septage from approved hauling companies for disposal at the City's Wastewater Treatment Plant or other place as may be designated by the City's Wastewater Superintendent. The City's Wastewater Superintendent shall determine what constitutes an "approved hauling company". As used in this Ordinance, septage is considered waste collected from septic tanks in place for domestic type use. It contains partially treated household waste disposed through a homes plumbing system or other similar type waste commonly disposed in toilets, sinks, and showers.

(2) Company information required. Companies wishing to haul septage to the City's disposal site must apply to the City's Wastewater Superintendent and provide:

A. Company contact and ownership information;

B. Information about the types and capacities of the trucks used to haul septage;

C. Information about the source and characteristics of the septage to be hauled; and,

D. Approximate daily/weekly/monthly volumes which are planned to be hauled.

(3) Internal Policy Compliance. All hauled septage accepted at the City's dumping site must comply with any internal policies as may be established by the City's Wastewater Superintendent.

(4) Testing. Testing of the septage may be required prior to the disposal to ensure compliance with the internal policies.

(5) Waste manifest. A manifest document as provided by the Henry County, Ohio, Health Department, or other approved manifest as approved by the City's Wastewater Superintendent, is required for each load, prior to disposal. The City Wastewater Superintendent or designee may request to review this septage manifest document and/or inspect and test the load to confirm that the material being delivered can be accepted.

(6) Prior disposal arrangements. The City's Wastewater Treatment Plant or other designated facility must be contacted prior to each disposal so that arrangements can be made to access the facility.

(7) Rates. The rate for dumping septage shall be six cents (.06) per gallon."

Section 2. That, Section 931.09 of the Codified Ordinances of Napoleon, Ohio, as existed prior to the enactment of this Ordinance, is repealed.

Section 3. That, it is found and determined that all formal actions of this City Council concerning and relating to the adoption of this Ordinance were adopted in open meetings of this City Council, and that all deliberations of this City Council and any of its committees that resulted in such formal actions were in compliance with all legal requirements, including Section 121.22 of the Ohio Revised Code and the Codified Ordinances of Napoleon Ohio.

Section 4. That, if any other prior Ordinance or Resolution is found to be in conflict with this Ordinance, then the provisions of this Ordinance shall prevail. Further, if any portion of this Ordinance is found to be invalid for any reason, such decision shall not affect the validity of the remaining portions of this Ordinance or any part thereof.

Section 5. That, this Ordinance shall be in full force and effect at the earliest time permitted by law.

Passed: May 19, 2014

John A. Helberg, Council President

Approved: May 19, 2014

Ronald A. Behm, Mayor

VOTE ON PASSAGE 6 Yea 0 Nay 0 Abstain

Attest:

Gregory J. Heath, Clerk/Finance Director

I, Gregory J. Heath, Clerk/Finance Director of the City of Napoleon, do hereby certify that the foregoing Ordinance No. 028-14 was duly published in the Northwest Signal, a newspaper of general circulation in said City, on the _____ day of _____, _____; & I further certify the compliance with rules established in Chapter 103 of the Codified Ordinances Of Napoleon Ohio and the laws of the State of Ohio pertaining to Public Meetings.

Gregory J. Heath, Clerk/Finance Director

ORDINANCE NO. 051-16

AN ORDINANCE AMENDING SECTION 931.07 INCREASING WATER RATES FOR BULK SALES FOR THE YEARS 2017, 2018 AND 2019, ESTABLISHING A WEEKEND TESTING FEE, AND INCREASING FEES FOR TESTING; AND DECLARING AN EMERGENCY

WHEREAS, the Board of Public Affairs and the Water, Sewer, Refuse, Recycling and Litter Committee in a regular meeting held on November 14, 2016, reviewed the existing water rates and determined a rate increase over a three year period for 2017, 2018 and 2019 is necessary in order to keep the water utility fund sound; and,

WHEREAS, the City Council of Napoleon in a regular meeting held on November 21, 2016 reviewed the existing water rates and determined a rate increase over a three (3) year period for 2017, 2018, and 2019 is necessary in order to keep the water utility fund sound; Now Therefore,

BE IT ORDAINED BY THE COUNCIL OF THE CITY OF NAPOLEON, OHIO:

Section 1. That, Section 931.07 of the Codified Ordinances of the City of Napoleon, Ohio, shall be amended and enacted as follows:

"931.07 WATER RATES.

The water rates charged by the City shall be as follows except as may otherwise be permitted by rule:

(a) A City approved water meter shall be utilized for determining use of water.

(b) The following rates are established and shall be charged to all classes of water users, until otherwise changed.

(1) Effective with the first billing cycle in the year 2016, to be reflected in the first billing in February of the year 2016, except for direct sales as established in subsection (b)(5)C hereof, the net rate per month per service shall be the sum of the commodity charge plus the capacity charge set forth in subsection (b)(6) hereof. The commodity charge shall be computed as follows:

A. Units of water used inside the corporation:
Units: 1 up to 10 = $5.20 each unit, then
Units: 11 up to 250 = $4.95 each unit, then
Units: Over 250 = $3.75 each unit.

Note: One Unit of Water is defined as 100 cubic feet.

B. Units of water used outside the corporation:*
Units: 1 up to 10 = $7.80 each unit, then
Units: 11 up to 250 = $7.43 each unit, then
Units: Over 250 = $5.63 each unit.

Note: One Unit of Water is defined as 100 cubic feet.

C. Direct sales at the plant: $8.18 per 1,000 gallons.

(2) In addition, there shall be a capacity charge (base charge) per service as follows:

Capacity Of Service (Meter size in Inches)	Capacity Charge (Inside Corporation)	Capacity Charge (Outside Corporation)*
A. 1.00 And Less	$11.07	$16.60
B. 1.25	39.72	59.58
C. 1.50	62.93	94.41
D. 2.00	128.01	192.02
E. 3.00 AND UP	353.14	529.68
F. 4.00	600.00	900.00
G. 6.00	1,000.00	1,500.00
H. 8.00	1,500.00	2,250.00
I. 10.00 AND UP	2,000.00	3,000.00

(3) Effective with the first billing cycle in the year 2017, to be reflected in the first billing in February of the year 2017, except for direct sales as established in subsection (b)(7)C hereof, the net rate per month per service shall be the sum of the commodity charge plus the capacity charge set forth in subsection (b)(8) hereof. The commodity charge shall be computed as follows:

A. Units of water used inside the corporation:
Units: 1 up to 10 = $5.86 each unit, then
Units: 11 up to 250 = $5.58 each unit, then
Units: Over 250 = $4.22 each unit.

Note: One Unit of Water is defined as 100 cubic feet.

B. Units of water used outside the corporation:*
Units: 1 up to 10 = $8.79 each unit, then
Units: 11 up to 250 = $8.37 each unit, then
Units: Over 250 = $6.33 each unit.

Note: One Unit of Water is defined as 100 cubic feet.

C. Direct sales at the plant: $8.43 per 1,000 gallons.

(4) In addition, there shall be a capacity charge (base charge) per service as follows:

Capacity of Service (Meter size in inches)	Capacity Charge (Inside corporation)	Capacity Charge (Outside corporation)*
A. 1.00 and less	$11.07	$16.60
B. 1.25	39.72	59.58
C. 1.50	62.93	94.41
D. 2.00	128.01	192.02

E. 3.00 AND UP	353.14	529.68
F. 4.00	600.00	900.00
G. 6.00	1,000.00	1,500.00
H. 8.00	1,500.00	2,250.00
I. 10.00 AND UP	2,000.00	3,000.00

(5) Effective with the first billing cycle in the year 2018 to be reflected in the first billing in February of the year 2018, except for the direct sales as established in Subsection (b)(5)C hereof, the net rate per month per service shall be the sum of the commodity charge plus the capacity charge set forth in Subsection (b)(6) hereof. The commodity charge shall be computed as follows:

A. Units of water used inside the Corporation:
Units: 1 up to 10 = $6.58 each unit, then
Units: 11 up to 250 = $6.27 each unit, then
Units: over 250 = $4.75 each unit.

Note: one unit of water is defined as 100 cubic feet.

B. Units of water used outside the Corporation:*
Units: 1 up to 10 = $9.87 each unit, then
Units: 11 up to 250 = $9.41 each unit, then
Units: over 250 = $7.13 each unit.

Note: one unit of water is defined as 100 cubic feet.

C. Direct sales at the plant: $7.71 per 1,000 gallons.

(6) In addition, there shall be a capacity charge (base charge) per service as follows:

Capacity of Service (Meter size in inches)	Capacity Charge (Inside Corporation)	Capacity Charge (Outside Corporation)*
A. 1.00 and less	$11.07	$16.60
B. 1.25	39.72	$59.58
C. 1.50	62.93	$94.41
D. 2.00	128.01	192.01
E. 3.00 and up	353.14	529.68
F. 4.00	600.00	900.00
G. 6.00	1,000.00	1,500.00
H. 8.00	1,500.00	2,250.00
I. 10.00 and up	2,000.00	3,000.00

(7) Effective with the first billing cycle in the year 2019 to be reflected in the first billing in February of the year 2019, except for the direct sales as established in Subsection (b)(5)C hereof, the net rate per month per service shall be the sum of the commodity charge plus the capacity charge set forth in Subsection (b)(6) hereof. The commodity charge shall be computed as follows:

A. Units of water used inside the Corporation:
Units: 1 up to 10 = $7.38 each unit, then
Units: 11 up to 250 = $7.02 each unit, then

Units: over 250 = $5.32 each unit.

Note: one unit of water is defined as 100 cubic feet.

B. Units of water used outside the Corporation:*

Units: 1 up to 10 = $11.07 each unit, then

Units: 11 up to 250 = $10.53 each unit, then

Units: over 250 = $7.98 each unit.

Note: one unit of water is defined as 100 cubic feet.

C. Direct sales at the plant: $7.71 per 1,000 gallons.

(8) In addition, there shall be a capacity charge (base charge) per service as follows:

Capacity of Service (Meter size in inches)	Capacity Charge (Inside corporation)	Capacity Charge (Outside corporation)*
A. 1.00 and less	$11.07	$16.60
B. 1.25	39.72	59.58
C. 1.50	62.93	94.41
D. 2.00	128.01	192.02
E. 3.00 and up	353.14	529.68
F. 4.00	600.00	900.00
G. 6.00	1,000.00	1,500.00
H. 8.00	1,500.00	2,250.00
i. 10.00 AND UP	2,000.00	3,000.00

(c) The capacity of service shall be determined by the City and, normally, shall be equal to the size of the consumer's water meter.

*Except for bulk sales direct from the Water Plant, both capacity and commodity water charges outside the City are charged at approximately fifty percent (50%) higher than in the City, unless otherwise modified by rule or terms of a contract. Nothing in this section shall be construed to prohibit the City from increasing or decreasing the percentage stated in a contract where not otherwise prohibited by law.

(d) No deduction in capacity charge (from the beginning of time) is applicable as it relates to governmental buildings, schools, and charitable institutions.

(e) Water testing fees shall be as follows:

(1) Testing bacteria mmo/mugg /Smp $20.00

(2) Calibrate chlorine meters /Mtr $30.00

(3) Testing for special samples /Smp $40.00

(4) Weekend testing for any sample /Smp $100.00

Section 2. That, Section 931.07 of the Codified Ordinances of Napoleon, Ohio, as existed prior to the enactment of this Ordinance, is repealed.

Section 3. That, it is found and determined that all formal actions of this City Council concerning and relating to the adoption of this Ordinance were adopted in open meetings of this City Council, and that all deliberations of this City Council and any of its committees that resulted in such formal actions were in compliance with all legal

requirements, including Section 121.22 of the Ohio Revised Code and the Codified Ordinances of Napoleon Ohio.

Section 4. That, if any other prior Ordinance or Resolution is found to be in conflict with this Ordinance, then the provisions of this Ordinance shall prevail. Further, if any portion of this Ordinance is found to be invalid for any reason, such decision shall not affect the validity of the remaining portions of this Ordinance or any part thereof.

Section 5. That, this Ordinance is declared to be an emergency measure necessary for the immediate preservation of the public peace, health or safety of the City and its inhabitants, and for the further reason that this legislation must be in effect at the earliest possible time to allow for proper funding for water operations, a service necessary for public peace, health or safety; therefore, provided it receives the required number of votes for passage as emergency legislation, it shall be in full force and effect immediately upon its passage; otherwise, it shall be in full force and effect at the earliest time permitted by law.

Passed: December 21, 2016

Travis B. Sheaffer, Council President

Approved: December 21, 2016

Jason P. Maassel, Mayor

VOTE ON PASSAGE 7 Yea 0 Nay 0 Abstain

Attest: Gregory J. Heath

Gregory J. Heath, Clerk/Finance Director

I, Gregory J. Heath, Clerk/Finance Director of the City of Napoleon, do hereby certify that the foregoing Ordinance No. 051-16 was duly published in the Northwest Signal, a newspaper of general circulation in said City, on the 31st day of December, 2016; & I further certify the compliance with rules established in Chapter 103 of the Codified Ordinances Of Napoleon Ohio and the laws of the State of Ohio pertaining to Public Meetings.

Gregory J. Heath

Gregory J. Heath, Clerk/Finance Director

STATE OF OHIO
COUNTY OF HENRY

Kimberly Imm, being first duly sworn, states that she is the Assistant Publisher of The Bryan Publishing Company, owner of The Northwest Signal, a daily newspaper, published and of general circulation in the county of Henry aforesaid, and that the annexed notice was published in one issue in said paper, on the 31st day of December, 2016.

Kimberly Imm

Subscribed and sworn to before me this
3rd day of January, 2017

Beverly Griteman
Notary Public,
State of Ohio
My Commission Expires
February 13, 2021

Printer's Fee: $111.00
Notary Fee: $1.50

Summary of Ordinance No.(s) 050-16, 051-16

(PURSUANT TO ARTICLE II, SECTION 2.15 OF THE CITY CHARTER, CHAPTER 121 OF THE CODE OF ORDINANCES AND COUNCIL RULE 6.2.4.1, AS WELL AS APPLICABLE PROVISIONS OF ORC CHAPTER 731)

NOTICE

A copy of the complete text of the above named Ordinance(s) and Resolution(s) are on file in the office of the City Finance Director and may be viewed or obtained during business hours of 7:30 AM to 4:00 PM, Monday through Friday, at the office of the Finance Director, the location being 255 West Riverview Avenue, Napoleon, Ohio. A copy of all or part of the above named Ordinances and Resolutions, or any item mentioned in this notice, may be obtained from the City Finance Director upon the payment of a reasonable fee therefore.

Ordinance 050-16
AN ORDINANCE AMENDING THE ALLOCATION OF FUNDS AS FOUND IN SECTIONS 193.11 AND 194.013 OF THE CODIFIED ORDINANCES OF THE CITY OF NAPOLEON, OHIO
In this legislation, the City of Napoleon amended Sections 193.11 and 194.013 of the Codified Ordinances.

Ordinance 051-16
AN ORDINANCE AMENDING SECTION 931.07 OF THE CODIFIED ORDINANCES OF THE CITY OF NAPOLEON, OHIO INCREASING WATER RATES FOR THE YEARS 2017, 2018 AND 2019; AND DECLARING AN EMERGENCY
In this legislation, the City of Napoleon increased the water rates for the years 2017, 2018, and 2019.

All of the above summaries are approved as to form and correctness by Billy D. Harmon, City Law Director

SCHEDULE OF LISTED DEBT PRINCIPAL - CITY OF NAPOLEON, OHIO - Updated to 11/09/2016

DATE ISSUED/ FINAL MATURITY DATE	GENERAL DESCRIPTION OF DEBT ISSUED AND PROJECTS FUNDED BY DEBT	MATURIY FINAL YEAR Primary Fund Src.	ORIGINAL ISSUE $ BY ISSUE & PROJECT	CUMULATIVE PRINCIPAL (-) REDUCTIONS & (+)ADDS to 12/31/16	NET PRINCIPAL BALANCE as of 12/31/2016	2017 PRINCIPAL (-) REDUCTIONS (+) ADDITIONS	PROJECTED PRINCIPAL BALANCE as of 12/31/2017
LONG TERM DEBT LISTING with proposed NEW NOTES or LONG TERM DEBT -							
General Obligation Bonds:							
07/29/2004	GO Capital Facilities Bonds, Series 2004	2024	$1,000,000	-$495,000	$505,000	-$55,000	$450,000
12/01/2024	**Project: > Raw Waterline to Wauseon Reservoir(Cty.Shr.)**	*510 Water*					
07/28/2005	Various Purpose Improvment & Refunding Bonds, Series 2005	2019 &	$2,140,000	-$1,410,000	$730,000	-$150,000	$580,000
	Projects:	2025					
12/01/2025	**> Northcrest Drive Rebuild and Paving**	*400 CIP*	*$390,000*	*-$180,000*	*$210,000*	*-$20,000*	*$190,000*
12/01/2025	**> Melody Lane & SR-424 Re-paving (Cty.Shr.-State Prj.)**	*400 CIP*	*$300,000*	*-$140,000*	*$160,000*	*-$15,000*	*$145,000*
12/01/2019	**> Water Intake-Issued1994; Refinanced in 2005 (Mat.2019)**	*510 Water*	*$1,450,000*	*-$1,090,000*	*$360,000*	*-$115,000*	*$245,000*
07/20/2010	Capital Facilities Bonds, Series 2010	2025	$760,000	-$260,000	$500,000	-$50,000	$450,000
12/01/2025	**Project: > New Court Purchase & Renovations**	*278 Crt.Imp.*					
Enterprise Funds - Revenue Bonds:							
07/23/2008	Water System Revenue Bond, Series 2008	2028	$3,505,000	-$1,080,000	$2,425,000	-$160,000	$2,265,000
12/01/2028	**Projects:**						
	> MEIX System Only -Water (67.74%)	*510 Water*	*$2,374,350*	*-$731,611*	*$1,642,739*	*-$108,387*	*$1,534,352*
	> Water Tower and Water Lines -Water (32.26%)	*510 Water*	*$1,130,650*	*-$348,389*	*$782,261*	*-$51,613*	*$730,648*
07/20/2010	Water System Revenue Bond, Series 2010	2040	$845,000	-$90,000	$755,000	-$15,000	$740,000
12/01/2040	**Projects:**						
	> W.Washington & Avon Imp.Prj.-Water (64%)	*510 Water*	*$540,800*	*-$57,600*	*$483,200*	*-$9,600*	*$473,600*
	> Woodlawn Ave.Recnst.Prj.-Water (36%)	*510 Water*	*$304,200*	*-$32,400*	*$271,800*	*-$5,400*	*$266,400*
07/20/2010	Sewer System Imp. & Refunding Revenue Bonds, Series 2010A	2040	$3,850,000	-$1,760,000	$2,090,000	-$290,000	$1,800,000
12/01/2040	**Projects:**						
	> 1998 Sewer Refunding "WWT Plant Exp."-Sewer (53%)	*520 Sewer*	*$2,040,500*	*-$932,800*	*$1,107,700*	*-$153,700*	*$954,000*
	> Woodlawn Ave.Recnst.Prj.-Sewer (47%)	*520 Sewer*	*$1,809,500*	*-$827,200*	*$982,300*	*-$136,300*	*$846,000*
07/20/2010	Sewer System Imp.Revenue Bonds, Series 2010B (1), (2)	2040	$2,535,000	-$250,000	$2,285,000	-$50,000	$2,235,000
12/01/2040	**Project: > W.Washington & Avon Imp.Prj.-Sewer**	*520 Sewer*					
	<- Taxable Rates prior to Federal Subsidy Rebate on Interest Payments						
	<- Net Rates after 45% Federal Subsidy Rebate on Interest Payments						

NOTES: (1) - Taxable Recovery Zone Economic Development Bonds (RZEDB's), with a 45% Federal Subsidy on Interest Payments.

(2) - Net Interest Rate after Federal Subsidy Rebate payments. These payments were reduced due to Federal Sequestration.

SCHEDULE OF LISTED DEBT PRINCIPAL - CITY OF NAPOLEON, OHIO - Updated to 11/09/2016

DATE ISSUED/ FINAL MATURITY DATE	GENERAL DESCRIPTION OF DEBT ISSUED AND PROJECTS FUNDED BY DEBT	MATURIY FINAL YEAR Primary Fund Src.	ORIGINAL ISSUE $ BY ISSUE & PROJECT	CUMULATIVE PRINCIPAL (-) REDUCTIONS & (+)ADDS to 12/31/16	NET PRINCIPAL BALANCE as of 12/31/2016	2017 PRINCIPAL (-) REDUCTIONS (+) ADDITIONS	PROJECTED PRINCIPAL BALANCE as of 12/31/2017
07/24/2012	Sewer System Imp.Revenue Bonds, Series 2012 (1)	2042	$1,100,000	-$80,000	$1,020,000	-$25,000	$995,000
12/01/2042	**Projects:**						
(Projected)	**> Clairmont Ave. Reconstruction Project (24.58%)**	*520 Sewer*	*$270,380*	*-$19,664*	*$250,716*	*-$6,144*	*$244,572*
(New Issue)	**> Haley I & I Reduction Project (75.42%)**	*520 Sewer*	*$829,620*	*-$60,336*	*$769,284*	*-$18,856*	*$750,428*
NOTES: (1) - New Issue in 2012 for Sewer Portion Only of Projects Listed.							
Special Assessments - General Obligation Bonds:							
10/01/1996	Front and Jefferson Street Improvements	2016	$185,000	-$185,000	$0	$0	$0
12/01/2016	**Project: > Front and Jefferson Street Improvements**	*310 SA Fd.*					
07/01/1998	Street Improvement Bonds, Series 1998	2018	$235,000	-$195,000	$40,000	-$20,000	$20,000
12/01/2018	**Projects:**						
	> Fair, Tyler and Sycamore Street Improvments	*310 SA Fd.*	*$78,000*	*-$68,000*	*$10,000*	*-$5,000*	*$5,000*
	> Hobson and Reynolds Street Improvements	*310 SA Fd.*	*$157,000*	*-$127,000*	*$30,000*	*-$15,000*	*$15,000*
06/15/2000	Street and Sewer Improvement Bonds, Series 2000	2020	$144,000	-$101,000	$43,000	-$10,000	$33,000
12/01/2020	**Projects:**						
	> W. Main, Welsted and Vine Street Improvements	*310 SA Fd.*	*$29,000*	*-$21,000*	*$8,000*	*-$2,000*	*$6,000*
	> Palmer Ditch Sewer Improvements	*310 SA Fd.*	*$115,000*	*-$80,000*	*$35,000*	*-$8,000*	*$27,000*
Ohio Public Works Commission (OPWC) Loans:							
07/01/1998	OPWC State Issue II Funds - 0% Interest Loans-1998	2017	$247,015	-$234,664	$12,351	-$12,351	$0
01/01/2017	**Project: > Hobson and Reynolds Street Improvements**	*203 MV Fd.*					
01/16/2008	OPWC State Issue I Funds - 0% Interest Loans - 2008	2029	$500,000	-$200,000	$300,000	-$25,000	$275,000
01/01/2029	**Project: > Woodlawn Avenue Improvement Project**	*520 Sewer*					
07/01/2000	OPWC State Issue II Funds - 0% Interest Loans - 2000	2020	$73,686	-$62,633	$11,053	-$3,684	$7,369
01/01/2020	**Project: > Railroad St. Sewer Separation Project**	*520 Sewer*					
Ohio Water & Sewer Rotary Commission (OWSRC) Deferred Loans - Sewer Loans:							
06/15/2000	OWSRC Rotary Sewer Loan - 2000	2012	$81,457	-$33,397	$48,060	$0	$48,060
01/01/2012	**Project: > Palmer Ditch Sewer Improvments (1)**	*310 SA Fd.*					
	Deferred Assessment Ag-District for 5 Years, renewed in 2012.	*520 Sewer*					
NOTES: (1) - Principal Balance Due in 2017, unless AG District Renewed. Potential for Payoff or Rolling to an Assessment by 2017.							

SCHEDULE OF LISTED DEBT PRINCIPAL - CITY OF NAPOLEON, OHIO - Updated to 11/09/2016

DATE ISSUED/ FINAL MATURITY DATE	GENERAL DESCRIPTION OF DEBT ISSUED AND PROJECTS FUNDED BY DEBT	MATURIY FINAL YEAR Primary Fund Src.	ORIGINAL ISSUE $ BY ISSUE & PROJECT	CUMULATIVE PRINCIPAL (-) REDUCTIONS & (+)ADDS to 12/31/16	NET PRINCIPAL BALANCE as of 12/31/2016	2017 PRINCIPAL (-) REDUCTIONS (+) ADDITIONS	PROJECTED PRINCIPAL BALANCE as of 12/31/2017
07/28/2005	OWSRC Rotary Sewer Loan - 2005	2012	$419,563	-$244,327	$175,236	$0	$175,236
01/01/2012	**Project: > North Pointe Sewer Infrastructure Imps. (1)**	310 SA Fd.					
	Deferred Assessment Ag-District for 5 Years, renewed in 2012.	520 Sewer					
NOTES: (1) - Principal Balance Due in 2017, unless AG District Renewed. Potential for Payoff or Rolling to an Assessment by 2017.							
Ohio Water & Sewer Rotary Commission (OWSRC) Deferred Loans - Water Loans:							
07/28/2005	OWSRC Rotary Water Loan - 2005	2012	$158,166	-$94,627	$63,539	$0	$63,539
01/01/2012	**Project: > North Pointe Water Infrastructure Imps. (1)**	310 SA Fd.					
	Deferred Assessment Ag-District for 5 Years, renewed in 2012.	510 Water					
NOTES: (1) - Principal Balance Due in 2017, unless AG District Renewed. Potential for Payoff or Rolling to an Assessment by 2017.							
Water Pollution Control Loan Fund (WPCLF) Loans:							
10/30/2008	Water Pollution Control Loan Fund (WPCLF) - 2008 (1,2)	2030	$7,644,894	-$2,135,565	$5,509,329	-$368,519	$5,140,810
12/01/2030	**Project: > EQ Basin Storm Water Retention Project**	520 Sewer					
NOTES: (1) - Loan Applied for $300,000 for Design, final Approved Amount of $51,999 was Rolled Into 20 Year Loan, See Note 2. Planning Costs for $75,000 were paid directly from City Funds.							
(2) - Loan Applied for $8,376,900 for Construction, Net Loan Amount Approved $8,002,845 includes Designed Loan, See Note 1, approval received 10/30/2008. Final Disbursed Loan Amount							
Ohio Water Development Authority (OWDA) - Water Loans:							
07/01/1992	OWDA Water Infrastr.Prj.Debt-1992 (Issued/Malinta)	2016	$457,026	-$457,026	$0	$0	$0
07/01/2016	**Project: > Malinta Waterline Project (1,2)**	510 Water					
NOTES: (1) - OWDA Debt issued to the Village of Malinta, Ohio, payments listed are the City's Contracted Share of the project, payments made directly to Malinta, Ohio.							
(2) - Rate Reduced in 2003 by OWDA to 7.0%.							
07/28/2005	OWDA Water Infrastr.Prj.Debt-2005 (Assessed Prj.) (1)	2025	$299,594	-$139,563	$160,031	-$15,846	$144,185
07/01/2025	**Project: > North Pointe Water Infrastr.Project**	510 Water					
NOTES: (1) - OWDA Debt issued to the City, project partially Assessed.							
Ohio Water Development Authority (OWDA) - Sewer Loans:							
07/28/2005	OWDA Sewer Infrastr.Prj. Debt-2005 (Assessed Prj.) (1)	2025	$1,415,401	-$659,356	$756,045	-$74,865	$681,180
07/01/2025	**Projects:**	523 SA-OWDA					
	> North Pointe Sewer Infrastructure Projects (57.60%)	520 Sewer	*$815,401*	*-$374,203*	*$441,198*	*-$43,122*	*$398,076*
	> E. Maumee Sanitary Sewer & Pump Station Prj. (42.40%)	520 Sewer	*$600,000*	*-$285,153*	*$314,847*	*-$31,743*	*$283,104*
NOTES: (1) - OWDA Debt issued to the City, project partially Assessed.							
			---	---	---	---	---
**** TOTAL - LONG TERM DEBT - BALANCES ON ALL OUTSTANDING DEBT ->***			***$27,595,802***	***-$10,167,158***	***$17,428,644***	***-$1,325,265***	***$16,103,379***
			==========	==========	==========	==========	==========
		Verification Total ->	*$27,595,802*	*-$10,167,158*	*$17,428,644*	*-$1,325,265*	*$16,103,379*

SCHEDULE OF LISTED DEBT PRINCIPAL - CITY OF NAPOLEON, OHIO - Updated to 11/09/2016

DATE ISSUED/ FINAL MATURITY DATE	GENERAL DESCRIPTION OF DEBT ISSUED AND PROJECTS FUNDED BY DEBT	MATURIY FINAL YEAR Primary Fund Src.	ORIGINAL ISSUE $ BY ISSUE & PROJECT	CUMULATIVE PRINCIPAL (-) REDUCTIONS & (+)ADDS to 12/31/16	NET PRINCIPAL BALANCE as of 12/31/2016	2017 PRINCIPAL (-) REDUCTIONS (+) ADDITIONS	PROJECTED PRINCIPAL BALANCE as of 12/31/2017
SHORT TERM DEBT LISTING and/or PROPOSED NEW SHORT TERM DEBT - Current General Obligation (GO) Notes - (Current 2016 and Proposed 2017):							
2015 Issue	***GO Notes - Issued in 2015, Notes Rolled to 2016***						
03/04/2015	Rebuild Water Plant Capital Facilities Notes, Series 2015	2016	$2,500,000	-$2,500,000	$0	$0	$0
Maturity	***Projects Funded:***						
03/03/2016	**> Rebuild Water Plant Build Prj.-Design (519 Project Fd.)**	*510 Water*	*$2,500,000*	*-$2,500,000*	*$0*	*$0*	*$0*
2016 Issue	***GO Notes - Issued in 2016, Notes Projected to Roll into DEFA WSRLA Funding in 2017***						
03/02/2016	Rebuild Water Plant Capital Facilities Notes, Series 2016	2017	$0	$2,500,000	$2,500,000	-$2,500,000	$0
Maturity	***Projects Funded:***						
03/02/2017	**> Rebuild Water Plant Build Prj.-Design (519 Project Fd.)**	*510 Water*	*$0*	*$2,500,000*	*$2,500,000*	*-$2,500,000*	*$0*
2016 Issue	***Additional GO Notes - Issued in 2016, Notes Projected to Roll into DEFA WSRLA Funding in 2017***						
10/13/2016	Rebuild Water Plant Capital Facilities Notes, Series 2016B	2017	$0	$1,400,000	$1,400,000	-$1,400,000	$0
Maturity	***Projects Funded:***						
03/02/2017	**> Rebuild Water Plant Build Prj.-Const.(519 Project Fd.)**	*510 Water*	*$0*	*$1,400,000*	*$1,400,000*	*-$1,400,000*	*$0*
2017 Issue	***Potential DEFA WSRLA Funding - Issued in 2017 at $17,050,000***						
01/01/2017	Rebuild Water Plant-DEFA WSRLA EPA FUNDING 2018	2017	$0	$0	$0	$17,050,000	$17,050,000
Est.Maturity	***Projects Funded: (Issue Includes $3,900,000 of Notes)***						
10/01/2048	**> Rebuild Water Plant Build Prj.-Const. (519 Project Fd.)**	*510 Water*	*$0*	*$0*	*$0*	*$17,050,000*	*$17,050,000*
	***** TOTAL - SHORT TERM DEBT - CURRENT AND PROPOSED DEBT ->***		***$2,500,000***	***$1,400,000***	***$3,900,000***	***$13,150,000***	***$17,050,000***
	Verification Total ->		$2,500,000	$1,400,000	$3,900,000	$13,150,000	$17,050,000
	****** GRAND TOTAL - BALANCE ON ALL ISSUED AND "NEW" PROPOSED DEBT ->***		***$30,095,802***	***-$8,767,158***	***$21,328,644***	***$11,824,735***	***$33,153,379***
	Verification Total ->		$30,095,802	-$8,767,158	$21,328,644	$11,824,735	$33,153,379

SPECIAL NOTE: SCHEDULE OF DEBT - DOES NOT list the following Long Term Obligations for the City -

1- DOES NOT list the AMP-Ohio Joint Venture's Debt (JV-2, JV-5 & JV-6), and take-or-pay contracts, paid through Purchased Power Cost contract billings.

2- DOES NOT list the Compensated Absences or Pension Liabilities reported in the CAFR under long-term debt.

CITY OF NAPOLEON, OHIO - 2016 ACTUAL & (2017 to 2048) PROJECTED - DEBT AMORTIZATION SCHEDULE by FUND (Revised 11/09/2016)

Funding Type / Project ID No.	Listing by Funding Source Order: (Fund) Number & Name / Description of Bond	Original Issue Date/ Principal $ / Cnty.Asmt.Cd.	Current Debt Issue Date/ Net Issue $ / Day Basis	Coupon Int.% Int.$-Int.Prm.$ Net Int.$ & % / Maturity Date		Prior Budget Year 2016	Current Budget Year 2017	Projected Budget Year 2018	Projected Budget Year 2019	Projected Budget Year 2020	Projected Budget Year 2021	Projected Budget Year 2022	Projected Budget Year 2023	Projected Budget Year 2024	Projected Budget Year 2025
	(278) Court Special Projects Fund														
GO	New Court Purchase & Renovations	07/20/2010	Variable	2.0000%	B	$545,000	$500,000	$450,000	$400,000	$350,000	$295,000	$240,000	$185,000	$125,000	$65,000
BONDS	General Obligation Bond	$760,000	Interest Rate	4.0000%	P-B	$45,000	$50,000	$50,000	$50,000	$55,000	$55,000	$55,000	$60,000	$60,000	$65,000
	Capital Facilities Bonds, Series 2010		Incldes.Discnt.	06/01/20xx	I-B	$10,363	$9,688	$8,875	$8,000	$7,000	$5,900	$4,800	$3,700	$2,500	$1,300
	- Final Payment in 2025		& Issue Cost	12/01/20xx	I-B	$10,363	$9,688	$8,875	$8,000	$7,000	$5,900	$4,800	$3,700	$2,500	$1,300
	Funded from 278 Court Imp.Fund by Fines & Costs.		Maturity Date->	12/01/2025	R-C	3.0000%	3.2500%	3.5000%	4.0000%	4.0000%	4.0000%	4.0000%	4.0000%	4.0000%	4.0000%
	Variations in Interest Payments and Rate % due to rounding.				R-N	3.8029%	3.8752%	3.9444%	4.0000%	4.0000%	4.0000%	4.0000%	4.0000%	4.0000%	4.0000%
	Sub-Total (278) Court Special Projects Fund														
	Debt Principal Balance - 01/01/20xx				B	$545,000	$500,000	$450,000	$400,000	$350,000	$295,000	$240,000	$185,000	$125,000	$65,000
	Principal - 278.1800.58000 Principal Payment - GO Bonds				P-B	$45,000	$50,000	$50,000	$50,000	$55,000	$55,000	$55,000	$60,000	$60,000	$65,000
	Interest - 278.1800.58500 Interest Payment - GO Bonds				I-B	$20,726	$19,376	$17,750	$16,000	$14,000	$11,800	$9,600	$7,400	$5,000	$2,600
	Total - Principal & Interest				T	$65,726	$69,376	$67,750	$66,000	$69,000	$66,800	$64,600	$67,400	$65,000	$67,600
	(300) General Bond Retirement Fund														
	(519) Water Plant Ren.&Imp.Prj.Fund	03/02/2016	NOTES	NOTES											
GO	Water Plant "Rebuild" Capital Project	$2,500,000	03/02/2016	1.0000%	B	$0	$0	$0	$0	$0	$0	$0	$0	$0	$0
NOTES	Capital Facilities Notes-DESIGN, Series 2016 ->		$2,500,000	$25,000.00	P-N	$0	$0	$0	$0	$0	$0	$0	$0	$0	$0
			Less Premium->	-$3,550.00	I-N	$19,125	$3,550	$0	$0	$0	$0	$0	$0	$0	$0
	New Amount Issued 2013, Rolled from 2014 to 2018.		Net Interest->	$21,450.00	P-B	$0	$0	$0	$0	$0	$0	$0	$0	$0	$0
	Projected Water Plant Re-build 2016 to 2018.		Note Maturity->	03/02/2017	I-B	$0	$0	$0	$0	$0	$0	$0	$0	$0	$0
	Funded from 510 Water Revenues.		360		R-C	0.0000%	0.8580%	0.0000%	0.0000%	0.0000%	0.0000%	0.0000%	0.0000%	0.0000%	0.0000%
	(Full Projected Funding for Plant Rebuild in 2017)														
	(519) Water Plant Ren.&Imp.Prj.Fund	09/29/2016	NOTES	NOTES											
GO	Water Plant "Rebuild" Capital Project	$1,400,000	09/29/2016	1.5000%	B	$0	$0	$0	$0	$0	$0	$0	$0	$0	$0
NOTES	Capital Facilities Notes, Series 2016B-> Raw Wt.-UV		$1,400,000	$8,925.00	P-N	$0	$0	$0	$0	$0	$0	$0	$0	$0	$0
			Less Premium->	-$476.00	I-N	$0	$476	$0	$0	$0	$0	$0	$0	$0	$0
	New Amount Issued in 2016, Rolled in 2017.		Net Interest->	$8,449.00	P-B	$0	$0	$0	$0	$0	$0	$0	$0	$0	$0
	Water Plant Raw Water UV Build, 2016 & 2017.		Note Maturity->	03/02/2017	I-B	$0	$0	$0	$0	$0	$0	$0	$0	$0	$0
	Funded from 510 Water Revenues.		360		R-C	0.0000%	0.0000%	0.0000%	0.0000%	0.0000%	0.0000%	0.0000%	0.0000%	0.0000%	0.0000%
	(Full Projected Funding for Plant Rebuild in 2017)														
GO	Northcrest Drive Rebuild Street Bonds	07/28/2005	Variable	3.0000%	B	$230,000	$210,000	$190,000	$170,000	$150,000	$130,000	$105,000	$80,000	$55,000	$30,000
BONDS	General Obligation Bond	$390,000	Interest Rate	5.0000%	P-B	$20,000	$20,000	$20,000	$20,000	$20,000	$25,000	$25,000	$25,000	$25,000	$30,000
	Various Purpose Imp.&Refunding Bonds, Ser. 2005		Incld.Discnt.	06/01/20xx	I-B	$5,750	$5,250	$4,750	$4,250	$3,750	$3,250	$2,625	$2,000	$1,375	$750
	- Final Payment in 2025		& Issue Cost	12/01/20xx	I-B	$5,750	$5,250	$4,750	$4,250	$3,750	$3,250	$2,625	$2,000	$1,375	$750
	Funded from the 400 CIP Fund.		Maturity Date->	12/01/2025	R-C	5.0000%	5.0000%	5.0000%	5.0000%	5.0000%	5.0000%	5.0000%	5.0000%	5.0000%	5.0000%
	Variations in Interest Payments and Rate % due to rounding.				R-N	5.0000%	5.0000%	5.0000%	5.0000%	5.0000%	5.0000%	5.0000%	5.0000%	5.0000%	5.0000%
GO	Melody Ln.& SR424 Street Projects	07/28/2005	Variable	3.0000%	B	$175,000	$160,000	$145,000	$130,000	$115,000	$100,000	$80,000	$60,000	$40,000	$20,000
BONDS	General Obligation Bond	$300,000	Interest Rate	5.0000%	P-B	$15,000	$15,000	$15,000	$15,000	$15,000	$20,000	$20,000	$20,000	$20,000	$20,000
	Various Purpose Imp.&Refunding Bonds, Ser. 2005		Inc.Discnt.Prm	06/01/20xx	I-B	$4,375	$4,000	$3,625	$3,250	$2,875	$2,500	$2,000	$1,500	$1,000	$500
	- Final Payment in 2025		& Issue Cost	12/01/20xx	I-B	$4,375	$4,000	$3,625	$3,250	$2,875	$2,500	$2,000	$1,500	$1,000	$500
	Funded from the 400 CIP Fund.		Maturity Date->	12/01/2025	R-C	5.0000%	5.0000%	5.0000%	5.0000%	5.0000%	5.0000%	5.0000%	5.0000%	5.0000%	5.0000%
	Variations in Interest Payments and Rate % due to rounding.				R-N	5.0000%	5.0000%	5.0000%	5.0000%	5.0000%	5.0000%	5.0000%	5.0000%	5.0000%	5.0000%
	Sub-Total (300) General Bond Retirement														
	Beginning Balance				B	$405,000	$370,000	$335,000	$300,000	$265,000	$230,000	$185,000	$140,000	$95,000	$50,000
	Principal - 300.8100.58000 Principal Payment - GO Bonds				P-B	$35,000	$35,000	$35,000	$35,000	$35,000	$45,000	$45,000	$45,000	$45,000	$50,000
	Interest - 300.8100.58500 Interest Payment - GO Bonds				I-B	$20,250	$18,500	$16,750	$15,000	$13,250	$11,500	$9,250	$7,000	$4,750	$2,500
	Interest - 300.8100.58600 Interest Payments - GO Notes				I-N	$19,125	$4,026	$0	$0	$0	$0	$0	$0	$0	$0
	Total - Principal & Interest				T	$74,375	$57,526	$51,750	$50,000	$48,250	$56,500	$54,250	$52,000	$49,750	$52,500

CITY OF NAPOLEON, OHIO - 2016 ACTUAL & (2017 to 2048) PROJECTED - DEBT AMORTIZATION SCHEDULE by FUND (Revised 11/09/2016)

Funding Type / Project ID No.	Listing by Funding Source Order: (Fund) Number & Name / Description of Bond	Original Issue Date/ Principal $ / Cnty.Asmt.Cd.	Current Debt Issue Date/ Net Issue $ / Day Basis	Coupon Int.% Int.$-Int.Prm.$ / Net Int.$ & % / Maturity Date		Prior Budget Year 2016	Current Budget Year 2017	Projected Budget Year 2018	Projected Budget Year 2019	Projected Budget Year 2020	Projected Budget Year 2021	Projected Budget Year 2022	Projected Budget Year 2023	Projected Budget Year 2024	Projected Budget Year 2025
	(310) Special Assess. Bond Retirement Fund														
SA-GO		10/01/1996	Fixed	5.90%	B	$15,000	$0	$0	$0	$0	$0	$0	$0	$0	$0
BONDS	Front & Jefferson Street Imps.	$185,000	Interest Rate		P-B	$15,000	$0	$0	$0	$0	$0	$0	$0	$0	$0
	Front & Jefferson St. Imps. SA Bnds, Series 1996			06/01/20xx	I-B	$443	$0	$0	$0	$0	$0	$0	$0	$0	$0
	- Final Payment in 2016	1995 Project		12/01/20xx	I-B	$442	$0	$0	$0	$0	$0	$0	$0	$0	$0
	Prop.Owner Assmnt., No Net City Share.	203	Maturity Date->	**12/01/2016**	R-C	5.9000%	0.0000%	0.0000%	0.0000%	0.0000%	0.0000%	0.0000%	0.0000%	0.0000%	0.0000%
	Variations in Interest Payments and Rate % due to rounding.				R-N	5.9000%	0.0000%	0.0000%	0.0000%	0.0000%	0.0000%	0.0000%	0.0000%	0.0000%	0.0000%
SA-GO		07/01/1998	Variable	4.50% -	B	$15,000	$10,000	$5,000	$0	$0	$0	$0	$0	$0	$0
BONDS	Fair, Tyler, Sycamore Street Imps.	$78,000	Interest Rate	5.125%	P-B	$5,000	$5,000	$5,000	$0	$0	$0	$0	$0	$0	$0
	Street Improvement (SA) Bonds, Series 1998			06/01/20xx	I-B	$385	$257	$129	$0	$0	$0	$0	$0	$0	$0
	- Final Payment in 2018	1997 Project		12/01/20xx	I-B	$384	$256	$128	$0	$0	$0	$0	$0	$0	$0
	Prop.Owner Assmnt., No Net City Share.	204	Maturity Date->	**12/01/2018**	R-C	5.1250%	5.1250%	5.1250%	0.0000%	0.0000%	0.0000%	0.0000%	0.0000%	0.0000%	0.0000%
	Variations in Interest Payments and Rate % due to rounding.				R-N	5.1267%	5.1300%	5.1400%	0.0000%	0.0000%	0.0000%	0.0000%	0.0000%	0.0000%	0.0000%
SA-GO		07/01/1998	Variable	4.50% -	B	$40,000	$30,000	$15,000	$0	$0	$0	$0	$0	$0	$0
BONDS	Hobson & Reynolds Street Imps.	$157,000	Interest Rate	5.125%	P-B	$10,000	$15,000	$15,000	$0	$0	$0	$0	$0	$0	$0
	Street Improvement (SA) Bonds, Series 1998			06/01/20xx	I-B	$1,025	$769	$385	$0	$0	$0	$0	$0	$0	$0
	- Final Payment in 2018	1997 Project		12/01/20xx	I-B	$1,025	$769	$384	$0	$0	$0	$0	$0	$0	$0
	Prop.Owner Assmnt., No Net City Share.	205	Maturity Date->	**12/01/2018**	R-C	5.1250%	5.1250%	5.1250%	0.0000%	0.0000%	0.0000%	0.0000%	0.0000%	0.0000%	0.0000%
	Variations in Interest Payments and Rate % due to rounding.				R-N	5.1250%	5.1267%	5.1267%	0.0000%	0.0000%	0.0000%	0.0000%	0.0000%	0.0000%	0.0000%
OPWC	OPWC State Issue II Loan - 0%	07/01/1998	OPWC	0.00%	B	$24,702	$12,351	$0	$0	$0	$0	$0	$0	$0	$0
St.Is.II	Hobson & Reynolds St.Imps.OPWC	$247,015	Issue II Loan	07/01/20xx	P-B	$6,176	$6,176	$0	$0	$0	$0	$0	$0	$0	$0
	- Final Payment in 2017		1997 Project	01/01/20xx	P-B	$6,175	$6,175	$0	$0	$0	$0	$0	$0	$0	$0
	Net City Share of Assessed Project,	205	Maturity Date->	**12/01/2017**	R-C	0.0000%	0.0000%	0.0000%	0.0000%	0.0000%	0.0000%	0.0000%	0.0000%	0.0000%	0.0000%
	0% Interest Loan State, Funded by 203 MV Lic.Fund.														
SA-GO		06/15/2000	Variable	5.00% -	B	$10,000	$8,000	$6,000	$4,000	$2,000	$0	$0	$0	$0	$0
BONDS	W. Main, Welsted, Vine Street Imps.	$29,000	Interest Rate	5.875%	P-B	$2,000	$2,000	$2,000	$2,000	$2,000	$0	$0	$0	$0	$0
	Street & Sewer Imp. (SA) Bonds, Series 2000		*About 20% of*	06/01/20xx	I-B	$291	$234	$177	$117	$59	$0	$0	$0	$0	$0
	- Final Payment in 2020	2000 Project	*$144,000 Iss.*	12/01/20xx	I-B	$291	$234	$176	$118	$58	$0	$0	$0	$0	$0
	Prop.Owner Assmnt., No Net City Share.	206	Maturity Date->	**12/01/2020**	R-C	5.7500%	5.8750%	5.8750%	5.8750%	5.8750%	0.0000%	0.0000%	0.0000%	0.0000%	0.0000%
	Variations in Interest Payments and Rate % due to rounding.				R-N	5.8200%	5.8500%	5.8833%	5.8750%	5.8500%	0.0000%	0.0000%	0.0000%	0.0000%	0.0000%
SA-GO		06/15/2000	Variable	5.00% -	B	$43,000	$35,000	$27,000	$18,000	$9,000	$0	$0	$0	$0	$0
BONDS	Palmer Ditch Sewer Improvements	$115,000	Interest Rate	5.875%	P-B	$8,000	$8,000	$9,000	$9,000	$9,000	$0	$0	$0	$0	$0
	Street & Sewer Imp. (SA) Bonds, Series 2000		*About 80% of*	06/01/20xx	I-B	$1,253	$1,023	$793	$529	$265	$0	$0	$0	$0	$0
	- Final Payment in 2020	1998 Project	*$144,000 Iss.*	12/01/20xx	I-B	$1,253	$1,023	$793	$529	$264	$0	$0	$0	$0	$0
	Prop.Owner Assmnt., No Net City Share.	207	Maturity Date->	**12/01/2020**	R-C	5.7500%	5.8750%	5.8750%	5.8750%	5.8750%	0.0000%	0.0000%	0.0000%	0.0000%	0.0000%
	Variations in Interest Payments and Rate % due to rounding.				R-N	5.8279%	5.8457%	5.8741%	5.8778%	5.8778%	0.0000%	0.0000%	0.0000%	0.0000%	0.0000%
OWSRC	Ohio Water-Sewer Rotary Com.Ln.- 0%	1998	Est.Asmt.%->	0.00%	B	$48,060	$48,060	$48,060	$48,060	$48,060	$48,060	$48,060	$48,060	$48,060	$48,060
SEWER	Palmer Ditch Sewer Imp. OWSRC	$81,457	Rotary Loan->	0.00% Int.	P-B	$0	$0	$0	$0	$0	$0	$0	$0	$0	$0
	Deferred Assessment, in AG District.	1998 Project		Sewer Loan	I-B	$0	$0	$0	$0	$0	$0	$0	$0	$0	$0
	NOTE: Principal Balance Due in 2017, unless AG Districts Renewed.				R-C	0.0000%	0.0000%	0.0000%	0.0000%	0.0000%	0.0000%	0.0000%	0.0000%	0.0000%	0.0000%
	Ag Districts Last Renewed in 2012.														
OWSRC	Ohio Water-Sewer Rotary Com.Ln.- 0%	2005	Est.Asmt.%->	0.00%	B	$186,196	$175,236	$175,236	$175,236	$175,236	$175,236	$175,236	$175,236	$175,236	$175,236
SEWER	NP Sewer Infrastr.Imps. OWSRC	$419,563	Rotary Loan->	0.00% Int.	P-B	$10,960	$0	$0	$0	$0	$0	$0	$0	$0	$0
	Deferred Assessment, in AG District.	2005 Project		Sewer Loan	I-B	$0	$0	$0	$0	$0	$0	$0	$0	$0	$0
	NOTE: Principal Balance Due in 2017, unless AG Districts Renewed.				R-C	0.0000%	0.0000%	0.0000%	0.0000%	0.0000%	0.0000%	0.0000%	0.0000%	0.0000%	0.0000%
	Ag Districts Last Renewed in 2012.														

CITY OF NAPOLEON, OHIO - 2016 ACTUAL & (2017 to 2048) PROJECTED - DEBT AMORTIZATION SCHEDULE by FUND (Revised 11/09/2016)

Funding Type / Project ID No.	Listing by Funding Source Order: (Fund) Number & Name / Description of Bond	Original Issue Date/ Principal $ / Cnty.Asmt.Cd.	Current Debt Issue Date/ Net Issue $ / Day Basis	Coupon Int.% Int.$-Int.Prm.$ Net Int.$ & % Maturity Date		Prior Budget Year 2016	Current Budget Year 2017	Projected Budget Year 2018	Projected Budget Year 2019	Projected Budget Year 2020	Projected Budget Year 2021	Projected Budget Year 2022	Projected Budget Year 2023	Projected Budget Year 2024	Projected Budget Year 2025
OWSRC	Ohio Water-Sewer Rotary Com.Ln.- 0%	2005	Est.Asmt.%->	0.00%	B	$66,577	$63,539	$63,539	$63,539	$63,539	$63,539	$63,539	$63,539	$63,539	$63,539
WATER	NP Water Infrastr.Imps. OWSRC	$158,166	Rotary Loan->	0.00% Int.	P-B	$3,038	$0	$0	$0	$0	$0	$0	$0	$0	$0
	Deferred Assessment, in AG District.	2005 Project		Water Loan	I-B	$0	$0	$0	$0	$0	$0	$0	$0	$0	$0
	NOTE: Principal Balance Due in 2017, unless AG Districts Renewed.				R-C	*0.0000%*	*0.0000%*	*0.0000%*	*0.0000%*	*0.0000%*	*0.0000%*	*0.0000%*	*0.0000%*	*0.0000%*	*0.0000%*
	Ag Districts Last Renewed in 2012.														
	Sub-Total (310) Sp. Assessment Fund														
	Beginning Principal Balance				B	***$448,535***	***$382,186***	***$339,835***	***$308,835***	***$297,835***	***$286,835***	***$286,835***	***$286,835***	***$286,835***	***$286,835***
	Principal - 310.8500.58300 Principal Payment - SA Bonds				P-B	**$40,000**	**$30,000**	**$31,000**	**$11,000**	**$11,000**	**$0**	**$0**	**$0**	**$0**	**$0**
	Principal - 310.8500.58400 Principal Payment - SA Loans State				P-B	**$12,351**	**$12,351**	**$0**	**$0**	**$0**	**$0**	**$0**	**$0**	**$0**	**$0**
	Principal - 310.8500.58450 Principal Payment - SA OWSRC State				P-B	**$13,998**	**$0**	**$0**	**$0**	**$0**	**$0**	**$0**	**$0**	**$0**	**$0**
	Interest - 310.8500.58800 Interest Payment - SA Bonds				I-B	**$6,792**	**$4,565**	**$2,965**	**$1,293**	**$646**	**$0**	**$0**	**$0**	**$0**	**$0**
	Total - Principal & Interest				T	**$73,141**	**$46,916**	**$33,965**	**$12,293**	**$11,646**	**$0**	**$0**	**$0**	**$0**	**$0**
	(510) Water Utility Revenue Fund														
REV.	**MIEX & Water Tower & Lines Projects**	7/23/2008	Variable	3.50% -	B	*$1,744,351*	*$1,642,739*	*$1,534,352*	*$1,419,191*	*$1,300,642*	*$1,178,707*	*$1,053,385*	*$921,288*	*$782,418*	*$636,773*
BONDS	***MIEX System Only (67.74% Share)***	**$2,374,350**	Interest Rate	4.50%	P-B	$101,613	$108,387	$115,161	$118,548	$121,935	$125,322	$132,097	$138,871	$145,645	$149,032
	Water System Revenue Bonds, Series 2008		Incld.Discnt.	06/01/20xx	I-B	$37,205	$35,173	$32,937	$30,490	$28,045	$25,530	$22,945	$20,221	$17,270	$14,175
	- Final Payment in 2028; Issued Amt.	$3,505,000	& Issue Cost	12/01/20xx	I-B	$37,205	$35,173	$32,937	$30,490	$28,045	$25,530	$22,945	$20,221	$17,270	$14,175
	Funded from 510 Water Revenues in Rates.		Maturity Date->	***12/01/2028***	R-C	*4.0000%*	*4.1250%*	*4.2500%*	*4.1250%*	*4.1250%*	*4.1250%*	*4.1250%*	*4.2500%*	*4.2500%*	*4.4000%*
	Variations in Interest Payments and Rate % due to rounding.				R-N	*4.2658%*	*4.2822%*	*4.2933%*	*4.2968%*	*4.3125%*	*4.3319%*	*4.3565%*	*4.3897%*	*4.4145%*	*4.4521%*
REV.	**MIEX & Water Tower & Lines Projects**	7/23/2008	Variable	3.50% -	B	*$830,649*	*$782,261*	*$730,648*	*$675,809*	*$619,358*	*$561,293*	*$501,615*	*$438,712*	*$372,582*	*$303,227*
BONDS	***Water Tower & Lines (32.26% Share)***	**$1,130,650**	Interest Rate	4.50%	P-B	$48,387	$51,613	$54,839	$56,452	$58,065	$59,678	$62,903	$66,129	$69,355	$70,968
	Water System Revenue Bonds, Series 2008		Incld.Discnt.	06/01/20xx	I-B	$17,717	$16,749	$15,685	$14,519	$13,355	$12,157	$10,926	$9,629	$8,224	$6,750
	- Final Payment in 2028; Issued Amt.	$3,505,000	& Issue Cost	12/01/20xx	I-B	$17,717	$16,749	$15,685	$14,519	$13,355	$12,157	$10,926	$9,629	$8,224	$6,750
	Funded from 510 Water Revenues in Rates.		Maturity Date->	***12/01/2028***	R-C	*4.0000%*	*4.1250%*	*4.2500%*	*4.1250%*	*4.1250%*	*4.1250%*	*4.1250%*	*4.2500%*	*4.2500%*	*4.4000%*
	Variations in Interest Payments and Rate % due to rounding.				R-N	*4.2658%*	*4.2822%*	*4.2933%*	*4.2968%*	*4.3125%*	*4.3319%*	*4.3565%*	*4.3897%*	*4.4145%*	*4.4521%*
REV	W.Washington&Avon Imp.Prj.-Water (64%)														
BONDS	Woodlawn Av.Rcnst.Prj.-Water(36%)	07/20/2010	Variable	2.0000%	B	*$770,000*	*$755,000*	*$740,000*	*$720,000*	*$700,000*	*$675,000*	*$650,000*	*$625,000*	*$600,000*	*$575,000*
	Projs.Listed Combined Debt Funding	$845,000	Interest Rate	4.6000%	P-B	$15,000	$15,000	$20,000	$20,000	$25,000	$25,000	$25,000	$25,000	$25,000	$25,000
	Water System Revenue Bonds, Series 2010		Incld.Discnt.	06/01/20xx	I-B	$17,879	$17,654	$17,410	$17,060	$16,560	$15,935	$15,310	$14,685	$14,060	$13,435
	- Final Payment in 2040		& Issue Cost	12/01/20xx	I-B	$17,879	$17,654	$17,410	$17,060	$16,560	$15,935	$15,310	$14,685	$14,060	$13,435
	Funded from 510 Water Revenues in Rates.		Maturity Date->	***12/01/2040***	R-C	*3.0000%*	*3.2500%*	*3.5000%*	*5.0000%*	*5.0000%*	*5.0000%*	*5.0000%*	*5.0000%*	*5.0000%*	*5.0000%*
	Variations in Interest Payments and Rate % due to rounding.				R-N	*4.6439%*	*4.6766%*	*4.7054%*	*4.7389%*	*4.7314%*	*4.7215%*	*4.7108%*	*4.6992%*	*4.6867%*	*4.6730%*
	Sub-Total (510) Water Utility Revenue Fund														
	Beginning Balance				B	***$3,345,000***	***$3,180,000***	***$3,005,000***	***$2,815,000***	***$2,620,000***	***$2,415,000***	***$2,205,000***	***$1,985,000***	***$1,755,000***	***$1,515,000***
	Principal - 510.6200.58050 Principal Payment - Revenue Bonds				P-B	**$165,000**	**$175,000**	**$190,000**	**$195,000**	**$205,000**	**$210,000**	**$220,000**	**$230,000**	**$240,000**	**$245,000**
	Interest - 510.6200.58550 Interest Payment - Revenue Bonds				I-B	**$145,602**	**$139,152**	**$132,064**	**$124,139**	**$115,920**	**$107,245**	**$98,364**	**$89,070**	**$79,108**	**$68,720**
	Total - Principal & Interest				T	**$310,602**	**$314,152**	**$322,064**	**$319,139**	**$320,920**	**$317,245**	**$318,364**	**$319,070**	**$319,108**	**$313,720**
	(512) Water Debt Reserve Fund	*Original Issue*	*06/29/1994*												
GO	Water Intake Construction Project	$1,825,000	Variable	3.0000%	B	*$470,000*	*$360,000*	*$245,000*	*$125,000*	*$0*	*$0*	*$0*	*$0*	*$0*	*$0*
BONDS	Various Purpose Imp.&Refunding Bonds, Ser. 2005		Interest Rate	5.0000%	P-B	$110,000	$115,000	$120,000	$125,000	$0	$0	$0	$0	$0	$0
	- Final Payment in 2019	07/28/2005	Incld.Discnt.	06/01/20xx	I-B	$11,750	$9,000	$6,125	$3,125	$0	$0	$0	$0	$0	$0
	- Refinanced in 2005 - $1,450,000.	$1,450,000	& Issue Cost	12/01/20xx	I-B	$11,750	$9,000	$6,125	$3,125	$0	$0	$0	$0	$0	$0
	Funded from 510 Water Revenues in Rates.		Maturity Date->	***12/01/2019***	R-C	*5.0000%*	*5.0000%*	*5.0000%*	*5.0000%*	*0.0000%*	*0.0000%*	*0.0000%*	*0.0000%*	*0.0000%*	*0.0000%*
	Variations in Interest Payments and Rate % due to rounding.				R-N	*5.0000%*	*5.0000%*	*5.0000%*	*5.0000%*	*0.0000%*	*0.0000%*	*0.0000%*	*0.0000%*	*0.0000%*	*0.0000%*

CITY OF NAPOLEON, OHIO - 2016 ACTUAL & (2017 to 2048) PROJECTED - DEBT AMORTIZATION SCHEDULE by FUND (Revised 11/09/2016)

Funding Type / Project ID No.	Listing by Funding Source Order: (Fund) Number & Name / Description of Bond	Original Issue Date/ Principal $ / Cnty.Asmt.Cd.	Current Debt Issue Date/ Net Issue $ / Day Basis	Coupon Int.% Int.$-Int.Prm.$ / Net Int.$ & % / Maturity Date		Prior Budget Year 2016	Current Budget Year 2017	Projected Budget Year 2018	Projected Budget Year 2019	Projected Budget Year 2020	Projected Budget Year 2021	Projected Budget Year 2022	Projected Budget Year 2023	Projected Budget Year 2024	Projected Budget Year 2025
GO	Wauseon Reservoir Raw Waterline Prj.	07/29/2004	Variable	2.5000%	B	$555,000	$505,000	$450,000	$395,000	$335,000	$275,000	$210,000	$145,000	$75,000	$0
BONDS	GO Capitcal Facilities Bonds, Series 2004		Interest Rate	5.1250%	P-B	$50,000	$55,000	$55,000	$60,000	$60,000	$65,000	$65,000	$70,000	$75,000	$0
	Original Note Issue in 2001 ->	$1,300,000	Incld.Discnt.	06/01/20xx	I-B	$13,535	$12,410	$11,172	$9,935	$8,585	$7,047	$5,382	$3,716	$1,922	$0
	Final GO Bond Issue in 2004 ->	$1,000,000	& Issue Cost	12/01/20xx	I-B	$13,535	$12,410	$11,172	$9,935	$8,585	$7,047	$5,382	$3,716	$1,922	$0
	- Final Payment in 2024		Maturity Date->	12/01/2024	R-C	4.5000%	4.5000%	4.5000%	4.5000%	5.1250%	5.1250%	5.1250%	5.1250%	5.1250%	0.0000%
	Funded from 510 Water Revenues in Rates.				R-N	4.8775%	4.9149%	4.9653%	5.0304%	5.1254%	5.1251%	5.1257%	5.1255%	5.1253%	0.0000%
	Variations in Interest Payments and Rate % due to rounding.														
	Sub-Total (512) Water Debt Reserve Fund														
	Beginning Balance				B	$1,025,000	$865,000	$695,000	$520,000	$335,000	$275,000	$210,000	$145,000	$75,000	$0
	Principal - 512.8300.58000 Principal Payment - GO Bonds				P-B	$160,000	$170,000	$175,000	$185,000	$60,000	$65,000	$65,000	$70,000	$75,000	$0
	Interest - 512.8300.58500 Interest Payment - GO Bonds				I-B	$50,570	$42,820	$34,594	$26,120	$17,170	$14,094	$10,764	$7,432	$3,844	$0
	Total - Principal & Interest				T	$210,570	$212,820	$209,594	$211,120	$77,170	$79,094	$75,764	$77,432	$78,844	$0
	(513) Water OWDA Bond Retirement Fund														
OWDA	OWDA Water Infstr.Imp., Series 1992	07/01/1992	Fixed	7.00%	B	$19,475	$0	$0	$0	$0	$0	$0	$0	$0	$0
City Shr.	Malinta Waterline Build Project	$457,026	Interest Rate	07/01/20xx	P-B	$19,475	$0	$0	$0	$0	$0	$0	$0	$0	$0
In Rates	- Final Payment in 2016	OWDA	Subsidy	01/01/20xx	P-B	$0	$0	$0	$0	$0	$0	$0	$0	$0	$0
	- NOTE: Village of Malinta Pays the		Applied	07/01/20xx	I-B	$1,363	$0	$0	$0	$0	$0	$0	$0	$0	$0
	Debt, this is contracted City Share (37.57%).			01/01/20xx	I-B	$0	$0	$0	$0	$0	$0	$0	$0	$0	$0
	Funded from 510 Water Revenues in Rates.		Maturity Date->	01/01/2016	R-C	7.0000%	0.0000%	0.0000%	0.0000%	0.0000%	0.0000%	0.0000%	0.0000%	0.0000%	0.0000%
	Variations in Interest Payments and Rate % due to rounding, Principal Paid Bi-Annually.				R-N	6.9987%	0.0000%	0.0000%	0.0000%	0.0000%	0.0000%	0.0000%	0.0000%	0.0000%	0.0000%
OWDA	OWDA Water Infstr.Imp., Series 2005	07/28/2005	Fixed	4.4900%	B	$175,188	$160,031	$144,185	$127,619	$110,301	$92,196	$73,270	$53,484	$32,800	$11,177
City Shr.	N.Pointe Water Main Infrastucture	$299,594	Interest Rate	07/01/20xx	P-B	$7,495	$7,835	$8,191	$8,563	$8,952	$9,358	$9,783	$10,227	$10,691	$11,177
Partially	- Final Payment in 2025	OWDA		01/01/20xx	P-B	$7,663	$8,011	$8,375	$8,755	$9,153	$9,568	$10,003	$10,457	$10,932	$0
Assessed	Debt listed is Partially Assessed, to Property Owners.			07/01/20xx	I-B	$3,504	$3,201	$2,884	$2,552	$2,206	$1,844	$1,465	$1,070	$656	$224
	Balance Funded from the City.			01/01/20xx	I-B	$3,354	$3,044	$2,720	$2,381	$2,027	$1,657	$1,270	$865	$442	$0
	Funded from 510 Water Revenues in Rates.		Maturity Date->	07/01/2025	R-C	4.4900%	4.4900%	4.4900%	4.4900%	4.4900%	4.4900%	4.4900%	4.4900%	4.4900%	4.4900%
	Variations in Interest Payments and Rate % due to rounding, Principal Paid Bi-Annually.				R-N	3.9147%	3.9024%	3.8867%	3.8654%	3.8377%	3.7973%	3.7328%	3.6179%	3.3476%	2.0041%
	Sub-Total (513) Water OWDA Bond Retirement Fund														
	Beginning Balance				B	$194,663	$160,031	$144,185	$127,619	$110,301	$92,196	$73,270	$53,484	$32,800	$11,177
	Principal - 513.8300.58200 Principal Payment - OWDA Bonds				P-B	$34,633	$15,846	$16,566	$17,318	$18,105	$18,926	$19,786	$20,684	$21,623	$11,177
	Interest - 513.8300.58700 Interest Payment - OWDA Bonds				I-B	$8,221	$6,245	$5,604	$4,933	$4,233	$3,501	$2,735	$1,935	$1,098	$224
	Total - Principal & Interest				T	$42,854	$22,091	$22,170	$22,251	$22,338	$22,427	$22,521	$22,619	$22,721	$11,401
	(519) Water Plant Ren.&Imp.Prj.Fund	03/02/2016	NOTES	NOTES				PROJECTED TO ROLL NOTE INTO DEFA WSRLA FUNDING.							
GO	Water Plant "Rebuild" Capital Project	$2,500,000	03/02/2016	1.0000%	B	$2,500,000	$2,500,000	$0	$0	$0	$0	$0	$0	$0	$0
NOTES	Capital Facilities Notes-DESIGN, Series 2016 ->		$2,500,000	$25,000.00	P-N	$2,500,000	$2,500,000	$0	$0	$0	$0	$0	$0	$0	$0
			Less Premium->	-$3,550.00	I-N	$12,039	$21,450	$0	$0	$0	$0	$0	$0	$0	$0
	New Amount Issued 2013, Rolled from 2014 to 2018.		Net Interest->	$21,450.00	P-B	$0	$0	$0	$0	$0	$0	$0	$0	$0	$0
	Projected Water Plant Re-build 2016 to 2018.		Note Maturity->	03/02/2017	I-B	$0	$0	$0	$0	$0	$0	$0	$0	$0	$0
	Funded from 510 Water Revenues.		360		R-C	1.2500%	1.5000%	0.0000%	0.0000%	0.0000%	0.0000%	0.0000%	0.0000%	0.0000%	0.0000%
	(Full Projected Funding for Plant Rebuild in 2017)				R-N	0.4829%	0.8580%	0.0000%	0.0000%	0.0000%	0.0000%	0.0000%	0.0000%	0.0000%	0.0000%
	(Project Final Funding from Water Revenue Funds as Debt!)														
	NOTE: In 2018, plan is to Roll the 2016 Note of $2,500,000 and $1,400,000 into the DEFA WSRLA funding.														

CITY OF NAPOLEON, OHIO - 2016 ACTUAL & (2017 to 2048) PROJECTED - DEBT AMORTIZATION SCHEDULE by FUND (Revised 11/09/2016)

Funding Type / Project ID No.	Listing by Funding Source Order: (Fund) Number & Name / Description of Bond	Original Issue Date/ Principal $ / Cnty.Asmt.Cd.	Current Debt Issue Date/ Net Issue $ / Day Basis	Coupon Int.% Int.$-Int.Prm.$ / Net Int.$ & % / Maturity Date		Prior Budget Year 2016	Current Budget Year 2017	Projected Budget Year 2018	Projected Budget Year 2019	Projected Budget Year 2020	Projected Budget Year 2021	Projected Budget Year 2022	Projected Budget Year 2023	Projected Budget Year 2024	Projected Budget Year 2025
	(519) Water Plant Ren.&Imp.Prj.Fund	09/29/2016	NOTES	NOTES				***PROJECTED TO ROLL NOTE INTO DEFA WSRLA FUNDING.***							
GO	Water Plant "Rebuild" Capital Project	$1,400,000	**09/29/2016**	1.5000%	B	*$1,400,000*	*$1,400,000*	*$0*	$0	$0	$0	$0	$0	$0	$0
NOTES	Capital Facilities Notes, Series 2016B-> Raw Wt.-UV		**$1,400,000**	$8,925.00	P-N	$0	$1,400,000	$0	$0	$0	$0	$0	$0	$0	$0
			Less Premium->	*-$476.00*	I-N	$0	$8,449	$0	$0	$0	$0	$0	$0	$0	$0
	New Amount Issued in 2016, Rolled in 2017.		*Net Interest->*	$8,449.00	P-B	$0	$0	$0	$0	$0	$0	$0	$0	$0	$0
	Water Plant Raw Water UV Build, 2016 & 2017.		Note Maturity->	***03/02/2017***	I-B	$0	$0	$0	$0	$0	$0	$0	$0	$0	$0
	Funded from 510 Water Revenues.		360		R-C	*0.0000%*	*1.5000%*	*0.0000%*	*0.0000%*	*0.0000%*	*0.0000%*	*0.0000%*	*0.0000%*	*0.0000%*	*0.0000%*
	(Full Projected Funding for Plant Rebuild in 2017)				R-N	*0.0000%*	*1.4200%*	*0.0000%*	*0.0000%*	*0.0000%*	*0.0000%*	*0.0000%*	*0.0000%*	*0.0000%*	*0.0000%*
	(Project Final Funding from Water Revenue Funds as Debt!)														
	NOTE: In 2018, plan is to Roll the 2016 Note of $2,500,000 and $1,400,000 into the DEFA WSRLA funding.														
DEFA	**(519) Water Plant Ren.&Imp.Prj.Fund**	01/01/2017	WSRLA Iss.	1/1/2017				***PROJECTED DEFA WSRLA FUNDING ISSUED 2017, 1ST PAYMENT 2019.***							
WSRLA	Water Plant "Rebuild" Capital Project	$17,050,000	**$17,050,000**	1.0000%	B	*$0*	*$0*	*$17,050,000*	*$17,050,000*	*$16,559,845*	*$16,064,788*	*$15,564,781*	*$15,059,773*	*$14,549,715*	*$14,034,557*
FUNDS	WSRLA FUNDS-BUILD, Series 2016 ->		Interest Rate	1.0000%	P-B	$0	$0	$0	$490,155	$495,057	$500,007	$505,008	$510,058	$515,158	$520,310
			Incld.Discnt.	01/01/20xx	I-B	$0	$0	$0	$170,500	$165,599	$160,648	$155,648	$150,598	$145,497	$140,346
	Projected Water Plant Re-build Funding.		& Issue Cost	07/01/20xx	I-B	$0	$0	$0	$0	$0	$0	$0	$0	$0	$0
	Projected Water Plant Re-build, Issue 2017, 1st Pmt. 2019.		Maturity Date->	***01/01/2048***	R-C	*0.0000%*	*0.0000%*	*0.0000%*	*1.0000%*	*1.0000%*	*1.0000%*	*1.0000%*	*1.0000%*	*1.0000%*	*1.0000%*
	Funded from 510 Water Revenues.				R-N	*0.0000%*	*0.0000%*	*0.0000%*	*1.0000%*	*1.0000%*	*1.0000%*	*1.0000%*	*1.0000%*	*1.0000%*	*1.0000%*
	(Full Projected Funding for Plant Rebuild in 2017)														
	(Project Final Funding from Water Revenue Funds as Debt, includes Notes $2,500,000 and $1,400,000!)														
	Sub-Total (519) Water Plant Ren.& Imp.Prj.Fund														
	Beginning Balance				B	***$3,900,000***	***$3,900,000***	***$17,050,000***	***$17,050,000***	***$16,559,845***	***$16,064,788***	***$15,564,781***	***$15,059,773***	***$14,549,715***	***$14,034,557***
	Principal - 519.6200.58100 Principal Payment - GO Notes				P-N	**$2,500,000**	**$3,900,000**	**$0**	**$0**	**$0**	**$0**	**$0**	**$0**	**$0**	**$0**
	Interest - 519.6200.58600 Interest Payment - GO Notes				I-N	**$12,039**	**$29,899**	**$0**	**$0**	**$0**	**$0**	**$0**	**$0**	**$0**	**$0**
	Principal - 519.6200.58000 Principal Payment - GO Bonds				P-B	**$0**	**$0**	**$0**	**$490,155**	**$495,057**	**$500,007**	**$505,008**	**$510,058**	**$515,158**	**$520,310**
	Interest - 519.6200.58500 Interest Payment - GO Bonds				I-B	**$0**	**$0**	**$0**	**$170,500**	**$165,599**	**$160,648**	**$155,648**	**$150,598**	**$145,497**	**$140,346**
	Total - Principal & Interest				T	**$2,512,039**	**$3,929,899**	**$0**	**$660,655**	**$660,656**	**$660,655**	**$660,656**	**$660,656**	**$660,655**	**$660,656**
	(520) Sewer Utility Revenue Fund		*Orig. Issue*	*7/1/1998*											
REV	1998 Sewer Refunding(WWT Plant Exp)-Sewer (53%)		$3,480,000												
BONDS	Woodlawn Av.Rcnst.Prj.-Sewer(47%)	07/20/2010	Variable	2.0000%	B	*$2,365,000*	*$2,090,000*	*$1,800,000*	*$1,505,000*	*$1,465,000*	*$1,420,000*	*$1,375,000*	*$1,330,000*	*$1,280,000*	*$1,230,000*
	Projs.Listed Combined Debt Funding	$3,850,000	Interest Rate	4.6000%	P-B	$275,000	$290,000	$295,000	$40,000	$45,000	$45,000	$45,000	$50,000	$50,000	$50,000
	Sew.Sys.Imp. & Refunding Rev.Bonds, Series 2010A		Incld.Discnt.	06/01/20xx	I-B	$46,915	$42,790	$38,078	$32,915	$32,115	$31,215	$30,315	$29,415	$28,415	$27,415
	- Final Payment in 2040		& Issue Cost	12/01/20xx	I-B	$46,915	$42,790	$38,078	$32,915	$32,115	$31,215	$30,315	$29,415	$28,415	$27,415
	Funded from 520 Sewer Revenues in Rates.		Maturity Date->	***12/01/2040***	R-C	*3.0000%*	*3.2500%*	*3.5000%*	*4.0000%*	*4.0000%*	*4.0000%*	*4.0000%*	*4.0000%*	*4.0000%*	*4.0000%*
	Variations in Interest Payments and Rate % due to rounding.				R-N	*3.9674%*	*4.0947%*	*4.2309%*	*4.3741%*	*4.3843%*	*4.3965%*	*4.4095%*	*4.4233%*	*4.4398%*	*4.4577%*
REV	Recovery Zone Economic Development Bonds (RZEDB, Federal Taxable Bonds)														
BONDS	W.Washington & Avon Imp. Prj.	07/20/2010	Variable	6.0000%	B	*$2,335,000*	*$2,285,000*	*$2,235,000*	*$2,180,000*	*$2,125,000*	*$2,070,000*	*$2,010,000*	*$1,945,000*	*$1,880,000*	*$1,810,000*
Non-	Sewer Revenue Bond	$2,535,000	Interest Rate	7.5000%	P-B	$50,000	$50,000	$55,000	$55,000	$55,000	$60,000	$65,000	$65,000	$70,000	$70,000
Tax	Sewer System Improvement Revenue Bonds, Series 2010B			06/01/20xx	I-B	$84,632	$83,132	$81,632	$79,982	$78,332	$76,682	$74,507	$72,150	$69,794	$67,257
Exempt	- Final Payment in 2040			12/01/20xx	I-B	$84,632	$83,132	$81,632	$79,982	$78,332	$76,682	$74,507	$72,150	$69,794	$67,257
	Less: FEDERAL SUBSIDY OF 45% ON RZEDB's		***SUB-TOTAL TAXABLE INTEREST***			***$169,264***	***$166,264***	***$163,264***	***$159,964***	***$156,664***	***$153,364***	***$149,014***	***$144,300***	***$139,588***	***$134,514***
	First Half - Federal Subsidy to Interest Only.			06/01/20xx	I-B	-$38,084	-$37,409	-$36,734	-$35,992	-$35,249	-$34,507	-$33,528	-$32,468	-$31,407	-$30,266
	Second Half - Federal Subsidy to Interest Only.			12/01/20xx	I-B	-$38,084	-$37,409	-$36,734	-$35,992	-$35,249	-$34,507	-$33,528	-$32,468	-$31,407	-$30,266
	ADD: +REDUCED SUBSIDY DUE TO SEQUESTRATION			06-12/01/20xx	I-B	$5,484	$5,387	$5,290	$5,183	$5,076	$4,969	$4,828	$4,675	$4,523	$4,358
Funded from 520 Sewer Revenues in Rates.			***SUB-TOTAL FEDERAL SUBSIDY AT 45% - (1,2)***			***-$70,684***	***-$69,431***	***-$68,178***	***-$66,801***	***-$65,422***	***-$64,045***	***-$62,228***	***-$60,261***	***-$58,291***	***-$56,174***
	NET-TOTAL INTEREST PAID (LESS: 45% PLUS: SEQUESTRATION) BY CITY FOR YEAR					***$98,580***	***$96,833***	***$95,086***	***$93,163***	***$91,242***	***$89,319***	***$86,786***	***$84,039***	***$81,297***	***$78,340***
	Taxable Interest - Coupon Rate		Maturity Date->	***12/01/2040***	R-C	*6.0000%*	*6.0000%*	*6.0000%*	*6.0000%*	*6.0000%*	*7.2500%*	*7.2500%*	*7.2500%*	*7.2500%*	*7.2500%*
	Net Interest - Coupon Rate (After 45% Subsidy)		Discnt. & Issue Cost		R-N	*4.2218%*	*4.2378%*	*4.2544%*	*4.2735%*	*4.2937%*	*4.3149%*	*4.3177%*	*4.3208%*	*4.3243%*	*4.3282%*

NOTES: (1) - Taxable Recovery Zone Economic Development Bonds (RZEDB's), with a 45% Federal Subsidy on Interest Payments.

(2) - Net Interest Rate after Federal Subsidy Rebate payments. These payments have been reduced due to Federal Sequestration.

CITY OF NAPOLEON, OHIO - 2016 ACTUAL & (2017 to 2048) PROJECTED - DEBT AMORTIZATION SCHEDULE by FUND (Revised 11/09/2016)

Funding Type / Project ID No.	Listing by Funding Source Order: (Fund) Number & Name / Description of Bond	Original Issue Date/ Principal $ / Cnty.Asmt.Cd.	Current Debt Issue Date/ Net Issue $ / Day Basis	Coupon Int.% Int.$-Int.Prm.$ Net Int.$ & % / Maturity Date		Prior Budget Year 2016	Current Budget Year 2017	Projected Budget Year 2018	Projected Budget Year 2019	Projected Budget Year 2020	Projected Budget Year 2021	Projected Budget Year 2022	Projected Budget Year 2023	Projected Budget Year 2024	Projected Budget Year 2025
REV	Clairmont Ave.Recnst.Proj.(24.575%)	NOTES:	$1,100,000	BONDS 30Yr											
BONDS	Haley I&I Redtn.Project (75.425%)	02/15/2011	07/24/2012	2.5000%	B	$1,040,000	$1,020,000	$995,000	$970,000	$945,000	$920,000	$895,000	$865,000	$835,000	$805,000
	Projs.Listed Combined Debt Funding	$1,200,000	Fixed Interest	4.0000%	P-B	$20,000	$25,000	$25,000	$25,000	$25,000	$25,000	$30,000	$30,000	$30,000	$30,000
	Sewer System Imp.Revenue Bonds, Series 2012		Rates by Year	06/01/20xx	I-B	$19,300	$19,050	$18,737	$18,425	$18,112	$17,769	$17,425	$16,900	$16,375	$15,850
	- Final Payment in 2042			12/01/20xx	I-B	$19,300	$19,050	$18,738	$18,425	$18,113	$17,769	$17,425	$16,900	$16,375	$15,850
	Funded from 520 Sewer Revenues in Rates.		Maturity Date->	12/01/2042	R-C	2.5000%	2.5000%	2.5000%	2.5000%	2.7500%	2.7500%	3.5000%	3.5000%	3.5000%	3.5000%
	Variations in Interest Payments and Rate % due to rounding.				R-N	3.7115%	3.7353%	3.7663%	3.7990%	3.8333%	3.8628%	3.8939%	3.9075%	3.9222%	3.9379%
	Sub-Total (520) Sewer Revenue Fund														
	Beginning Balance				B	$5,740,000	$5,395,000	$5,030,000	$4,655,000	$4,535,000	$4,410,000	$4,280,000	$4,140,000	$3,995,000	$3,845,000
	Principal - 520.6300.58050 Principal Payment - Revenue Bonds				P-B	$345,000	$365,000	$375,000	$120,000	$125,000	$130,000	$140,000	$145,000	$150,000	$150,000
	Interest - 520.6300.58550 Interest Payment - Revenue Bonds				I-B	$231,010	$220,513	$208,717	$195,843	$191,697	$187,287	$182,266	$176,669	$170,877	$164,870
	Total - Principal & Interest				T	$576,010	$585,513	$583,717	$315,843	$316,697	$317,287	$322,266	$321,669	$320,877	$314,870
	(522) Sewer Debt Reserve Fund														
OPWC	OPWC State Issue I Loan - 0%	1/16/2008	OPWC	0.00%	B	$325,000	$300,000	$275,000	$250,000	$225,000	$200,000	$175,000	$150,000	$125,000	$100,000
St.Is.I	Woodlawn Ave.Imp.Prj.-OPWC Loan	$500,000	Issue I Loan	07/01/20xx	P-B	$12,500	$12,500	$12,500	$12,500	$12,500	$12,500	$12,500	$12,500	$12,500	$12,500
	- Final Payment in 2029	2008 Project		01/01/20xx	P-B	$12,500	$12,500	$12,500	$12,500	$12,500	$12,500	$12,500	$12,500	$12,500	$12,500
	Funded from 520 Sewer Revenues in Rates.		Maturity Date->	12/01/2029	R-C	0.0000%	0.0000%	0.0000%	0.0000%	0.0000%	0.0000%	0.0000%	0.0000%	0.0000%	0.0000%
	0% Interest Loan. Funded from 520 Sewer Rev. in Rates.														
OPWC	OPWC State Issue II Loan - 0%	07/01/2000	OPWC	0.00%	B	$14,738	$11,053	$7,369	$3,685	$0	$0	$0	$0	$0	$0
St.Is.II	Railroad St.-Sewer Separation Project	$73,686	Issue II Loan	07/01/20xx	P-B	$1,843	$1,842	$1,842	$1,843	$0	$0	$0	$0	$0	$0
	- Final Payment in 2020	2000 Project		01/01/20xx	P-B	$1,842	$1,842	$1,842	$1,842	$0	$0	$0	$0	$0	$0
	0% Interest Loan. Funded from 520 Sewer Rev. in Rates.		Maturity Date->	12/01/2020	R-C	0.0000%	0.0000%	0.0000%	0.0000%	0.0000%	0.0000%	0.0000%	0.0000%	0.0000%	0.0000%
			WPCLF												
WPCLF	WPCLF (EPA) Low Interest Loan	10/30/2008	Low Int.Loan	1.0000%	B	$5,874,191	$5,509,329	$5,140,810	$4,768,596	$4,392,650	$4,012,935	$3,629,414	$3,242,048	$2,850,799	$2,455,627
LOAN	WWT EQ Basin Improvement Project	$8,002,845	<-Original	07/01/20xx	P-B	$181,976	$183,800	$185,643	$187,504	$189,384	$191,282	$193,200	$195,137	$197,093	$199,069
Fed-EPA	- Final Payment in 2030	**$7,644,894**	**<-Final Loan**	01/01/20xx	P-B	$182,886	$184,719	$186,571	$188,442	$190,331	$192,239	$194,166	$196,112	$198,079	$200,064
Adm.by	*Funded from 520 Sewer Rev. in Rates.*			07/01/20xx	I-B	$29,371	$27,547	$25,704	$23,843	$21,963	$20,065	$18,147	$16,210	$14,254	$12,278
State-OH	*Variations in Interest Payments and Rate % due to rounding.*			01/01/20xx	I-B	$28,461	$26,627	$24,776	$22,905	$21,016	$19,108	$17,181	$15,235	$13,269	$11,283
	State of Ohio Administrates Loan Through OWDA.		Maturity Date->	12/01/2030	R-C	1.0000%	1.0000%	1.0000%	1.0000%	1.0000%	1.0000%	1.0000%	1.0000%	1.0000%	1.0000%
					R-N	0.9845%	0.9833%	0.9819%	0.9803%	0.9784%	0.9762%	0.9734%	0.9699%	0.9654%	0.9595%
	Sub-Total (522) Sewer Debt Reserve Fund														
	Beginning Balance				B	$6,213,929	$5,820,382	$5,423,179	$5,022,281	$4,617,650	$4,212,935	$3,804,414	$3,392,048	$2,975,799	$2,555,627
	Principal - 522.8800.58400 Principal Payment - Federal & State Loans				P-B	$28,685	$28,684	$28,684	$28,685	$25,000	$25,000	$25,000	$25,000	$25,000	$25,000
	Principal - 522.8800.58470 Principal Payment - Federal EPA (WPCLF) Loans				P-B	$364,862	$368,519	$372,214	$375,946	$379,715	$383,521	$387,366	$391,249	$395,172	$399,133
	Interest - 522.8800.58970 Interest Payment - Federal EPA (WPCLF) Loans				I-B	$57,832	$54,174	$50,480	$46,748	$42,979	$39,173	$35,328	$31,445	$27,523	$23,561
	Total - Principal & Interest				T	$451,379	$451,377	$451,378	$451,379	$447,694	$447,694	$447,694	$447,694	$447,695	$447,694

CITY OF NAPOLEON, OHIO - 2016 ACTUAL & (2017 to 2048) PROJECTED - DEBT AMORTIZATION SCHEDULE by FUND (Revised 11/09/2016)

Funding Type / Project ID No.	Listing by Funding Source Order: (Fund) Number & Name / Description of Bond	Original Issue Date/ Principal $ / Cnty.Asmt.Cd.	Current Debt Issue Date/ Net Issue $ / Day Basis	Coupon Int.% / Int.$-Int.Prm.$ / Net Int.$ & % / Maturity Date		Prior Budget Year 2016	Current Budget Year 2017	Projected Budget Year 2018	Projected Budget Year 2019	Projected Budget Year 2020	Projected Budget Year 2021	Projected Budget Year 2022	Projected Budget Year 2023	Projected Budget Year 2024	Projected Budget Year 2025
	(523) Sewer OWDA Bond Retirement														
OWDA	OWDA Water Infstr.Imp., Series 2005	07/28/2005	Fixed												
City Shr.	N.Pnt.Sewer Infra.Prjs.(OWDA) - 57.61%	$815,401	Interest Rate	4.4900%	B	*$827,658*	*$756,045*	*$681,180*	*$602,917*	*$521,100*	*$435,568*	*$346,153*	*$252,678*	*$154,960*	*$52,804*
Partially	E.Mmee Sw&Pmp.Stn.(OWDA)- 42.39%	$600,000	Org.Issue $	07/01/20xx	P-B	$35,409	$37,017	$38,697	$40,454	$42,291	$44,211	$46,219	$48,317	$50,511	$52,804
Assessed	- Final Payment in 2025		$1,415,401	01/01/20xx	P-B	$36,204	$37,848	$39,566	$41,363	$43,241	$45,204	$47,256	$49,402	$51,645	$0
	Debt listed is Partially Assessed, to Property Owners.			07/01/20xx	I-B	$16,553	$15,121	$13,624	$12,058	$10,422	$8,712	$6,923	$5,054	$3,099	$1,056
	Balance Funded from the City.			01/01/20xx	I-B	$15,845	$14,381	$12,850	$11,249	$9,576	$7,827	$5,999	$4,087	$2,089	$0
	Funded from 520 Sewer Revenues in Rates.		Maturity Date->	***07/01/2025***	R-C	*4.4900%*	*4.4900%*	*4.4900%*	*4.4900%*	*4.4900%*	*4.4900%*	*4.4900%*	*4.4900%*	*4.4900%*	*4.4900%*
	Variations in Interest Payments and Rate % due to rounding.				R-N	*3.9144%*	*3.9021%*	*3.8865%*	*3.8657%*	*3.8377%*	*3.7971%*	*3.7330%*	*3.6176%*	*3.3480%*	*1.9998%*
	Sub-Total (523) Sewer OWDA Bond Retirement														
	Beginning Balance				B	***$827,658***	***$756,045***	***$681,180***	***$602,917***	***$521,100***	***$435,568***	***$346,153***	***$252,678***	***$154,960***	***$52,804***
	Principal - 523.8600.58200 Principal Payment - OWDA Bonds				P-B	$71,613	$74,865	$78,263	$81,817	$85,532	$89,415	$93,475	$97,719	$102,156	$52,804
	Interest - 523.8600.58700 Interest Payment - OWDA Bonds				I-B	$32,398	$29,502	$26,474	$23,307	$19,998	$16,539	$12,922	$9,141	$5,188	$1,056
	Total - Principal & Interest				T	$104,011	$104,367	$104,737	$105,124	$105,530	$105,954	$106,397	$106,860	$107,344	$53,860
	GRAND TOTALS - ALL CITY DEBT														
	Beginning Year Balance (OUTSTANDING PRINCIPAL)				B	***$22,644,785***	***$21,328,644***	***$33,153,379***	***$31,801,652***	***$30,211,731***	***$28,717,322***	***$27,195,453***	***$25,639,818***	***$24,045,109***	***$22,416,000***
	NOTE PRINCIPAL - Paid Down, Rolled Into Next Year, or Rolled Into Bonds				P-N	$2,500,000	$3,900,000	$0	$0	$0	$0	$0	$0	$0	$0
	BOND or LOAN PRINCIPAL - Paid Down or Off				P-B	$1,316,142	$1,325,265	$1,351,727	$1,589,921	$1,494,409	$1,521,869	$1,555,635	$1,594,710	$1,629,109	$1,518,424
	SUB-TOTAL - PRINCIPAL BONDS & NOTES				*T*	***$3,816,142***	***$5,225,265***	***$1,351,727***	***$1,589,921***	***$1,494,409***	***$1,521,869***	***$1,555,635***	***$1,594,710***	***$1,629,109***	***$1,518,424***
	BOND INTEREST - Paid on Debt				I-B	$573,401	$534,847	$495,398	$623,883	$585,492	$551,787	$516,877	$480,690	$442,885	$403,877
	NOTE INTEREST - Paid on Debt				I-N	$31,164	$33,925	$0	$0	$0	$0	$0	$0	$0	$0
	SUB-TOTAL - INTEREST BONDS & NOTES				*T*	***$604,565***	***$568,772***	***$495,398***	***$623,883***	***$585,492***	***$551,787***	***$516,877***	***$480,690***	***$442,885***	***$403,877***
	GRAND TOTAL - ANNUAL DEBT PAYMENTS - Principal & Interest				T	$4,420,707	$5,794,037	$1,847,125	$2,213,804	$2,079,901	$2,073,656	$2,072,512	$2,075,400	$2,071,994	$1,922,301
	(Grand Total Includes Rolling of NOTE Principal)														

CODE DESCRIPTIONS:

B	= Balance of Outstanding Principal Both NOTES and BONDS by Year
P-N	= Principal of NOTES Rolled, or Amount Paid Down on Balance by Year
P-B	= Principal of BONDS or LOANS Paid Down on Balance by Year
I-B	= Annual Interest Paid on BOND Debt by Year
I-N	= Annual Interest Paid on NOTE Debt by Year
R-C	= Coupon Rate of Interest Paid by Year - Both NOTES and BONDS (Less Premiums for NOTES)
R-N	= Net Rate of Interest Paid by Year to Outstanding Principal, Including Advanced Premiums and Other Costs
T	= Total of Both Principal and Interest Paid by Year

RESOLUTION NO. 037-17

A RESOLUTION AUTHORIZING THE CITY MANAGER TO EXECUTE ALL DOCUMENTS NECESSARY TO APPLY AND ACCEPT OHIO PUBLIC WORKS COMMISSION STATE CAPITAL IMPROVEMENT PROGRAM (SCIP) AND LOCAL TRANSPORTATION IMPROVEMENT PROGRAM (LTIP) FUNDS FOR PROJECTS DEEMED NECESSARY BY THE CITY ENGINEER IN THE YEAR 2018

BE IT RESOLVED BY THE COUNCIL OF THE CITY OF NAPOLEON, OHIO:

Section 1. That, the City Manager is directed to execute all documents necessary to apply for and accept Ohio Public Works Commission State Capital Improvement Program (SCIP) and Local Transportation Improvement Program (LTIP) funds for the year for projects deemed necessary by the City Engineer in the Year 2018, including but not limited to execution of Grant Agreement(s).

Section 2. That, it is found and determined that all formal actions of this City Council concerning and relating to the adoption of this Resolution were adopted in open meetings of this City Council, and that all deliberations of this City Council and any of its committees that resulted in such formal actions were in compliance with all legal requirements, including Section 121.22 of the Ohio Revised Code and the Codified Ordinances of Napoleon Ohio.

Section 3. That, if any other prior Ordinance or Resolution is found to be in conflict with this Resolution, then the provisions of this Resolution shall prevail. Further, if any portion of this Resolution is found to be invalid for any reason, such decision shall not affect the validity of the remaining portions of this Resolution or any part thereof.

Section 4. That, this Resolution shall be in full force and effect at the earliest time permitted by law.

Passed: July 17, 2017

~~Travis B. Sheaffer~~, Council President Pro-Tem Joe Bialorucki

Approved: July 17, 2017

Jason P. Maassel, Mayor

VOTE ON PASSAGE 5 Yea 0 Nay 0 Abstain

STATE OF OHIO
COUNTY OF HENRY

Kimberly Imm, being first duly sworn, states that she is the Assistant Publisher of The Bryan Publishing Company, owner of The Northwest Signal, a daily newspaper, published and of general circulation in the county of Henry aforesaid, and that the annexed notice was published in one issue in said paper, on the 31st day of July 2017.

Kimberly Imm

Subscribed and sworn to before me this 31st day of July, 2017

Beverly Griteman
Notary Public,
State of Ohio
My Commission Expires
February 13, 2021

Printer's Fee: $222.00
Notary Fee: $1.50

LEGAL NOTICE

Summary of Ordinance No.(s) 039-17 and Resolution No.(s) 037-17, 040-17

(PURSUANT TO ARTICLE II, SECTION 2.15 OF THE CITY CHARTER, CHAPTER 121 OF THE CODE OF ORDINANCES AND COUNCIL RULE 6.2.4.1, AS WELL AS APPLICABLE PROVISIONS OF ORC CHAPTER 731)

NOTICE

A copy of the complete text of the above named Ordinance(s) and Resolution(s) are on file in the office of the City Finance Director and may be viewed or obtained during business hours of 7:30 AM to 4:00 PM, Monday through Friday, at the office of the Finance Director, the location being 255 West Riverview Avenue, Napoleon, Ohio. A copy of all or part of the above named Ordinances and Resolutions, or any item mentioned in this notice, may be obtained from the City Finance Director upon the payment of a reasonable fee therefore.

Ordinance 039-17

AN ORDINANCE AMENDING THE PROVISION OF THE INCOME TAX CODE OF THE CITY OF NAPOLEON, OHIO TO PROVIDE FOR A TEMPORARY INCREASE OF THREE TENTHS PERCENT (0.3%) TO THE PERMANENT 1.3% INCOME TAX; SAID 0.3% TEMPORARY INCOME TAX INCREASE TO COMMENCE ON JANUARY 1, 2018 AND END ON DECEMBER 31, 2022; AND TEMPORARILY REPEALING ORDINANCE NO. 103-08, AND AMENDING SECTION 193.02 OF THE CODIFIED ORDINANCES, ALL SUBJECT TO APPROVAL BY THE ELECTORS OF THE CITY OF NAPOLEON, OHIO ON THE NOVEMBER 7, 2017 BALLOT

In this legislation, the City of Napoleon proposed to amend the current Municipal Income Tax Code to provide a temporary 0.3% increase, to be approved by the electors on the November 2, 2017 ballot.

Resolution 037-17

A RESOLUTION AUTHORIZING THE CITY MANAGER TO EXECUTE ALL DOCUMENTS NECESSARY TO APPLY AND ACCEPT OHIO PUBLIC WORKS COMMISSION STATE CAPITAL IMPROVEMENT PROGRAM (SCIP) AND LOCAL TRANSPORTATION IMPROVEMENT PROGRAM (LTIP) FUNDS FOR PROJECTS DEEMED NECESSARY BY THE CITY ENGINEER IN THE YEAR 2018

In this legislation, the City of Napoleon authorized the City Manager to execute all documents necessary for LTIP funds for projects deemed necessary by the City Engineer for the year 2018.

Resolution 040-17

A RESOLUTION PROVIDING FOR AN ELECTION ON THE QUESTION OF THE PROVISION OF THE INCOME TAX CODE OF THE CITY OF NAPOLEON, OHIO TO PROVIDE FOR A TEMPORARY INCREASE OF THREE TENTHS PERCENT (0.3%) TO THE PERMANENT ONE AND THREE TENTHS PERCENT (1.3%) INCOME TAX; SAID 0.3% TEMPORARY INCOME TAX INCREASE TO COMMENCE ON JANUARY 1, 2018 AND END ON DECEMBER 31, 2022; AND TEMPORARILY REPEALING ORDINANCE NO. 103-08, AND AMENDING SECTION 193.02 OF THE CODIFIED ORDINANCES, ALL SUBJECT TO APPROVAL BY THE ELECTORS OF THE CITY OF NAPOLEON, OHIO ON THE NOVEMBER 7, 2017 BALLOT

In this legislation, the City of Napoleon authorized the question of amending the current Municipal Income Tax Code to provide a temporary 0.3% increase to be placed on the November 2, 2017 General Election ballot. A complete copy of the proposed question can be obtained from the City as stated in the above Notice.

All of the above summaries are approved as to form and correctness by Billy D. Harmon, City Law Director

Attest:

Gregory J. Heath

Gregory J. Heath, Clerk/Finance Director

I, Gregory J. Heath, Clerk/Finance Director of the City of Napoleon, do hereby certify that the foregoing Resolution No. 037-17 was duly published in the Northwest Signal, a newspaper of general circulation in said City, on the 31st *day of* July, 2017*; & I further certify the compliance with rules established in Chapter 103 of the Codified Ordinances Of Napoleon Ohio and the laws of the State of Ohio pertaining to Public Meetings.*

Gregory J. Heath

Gregory J. Heath, Clerk/Finance Director

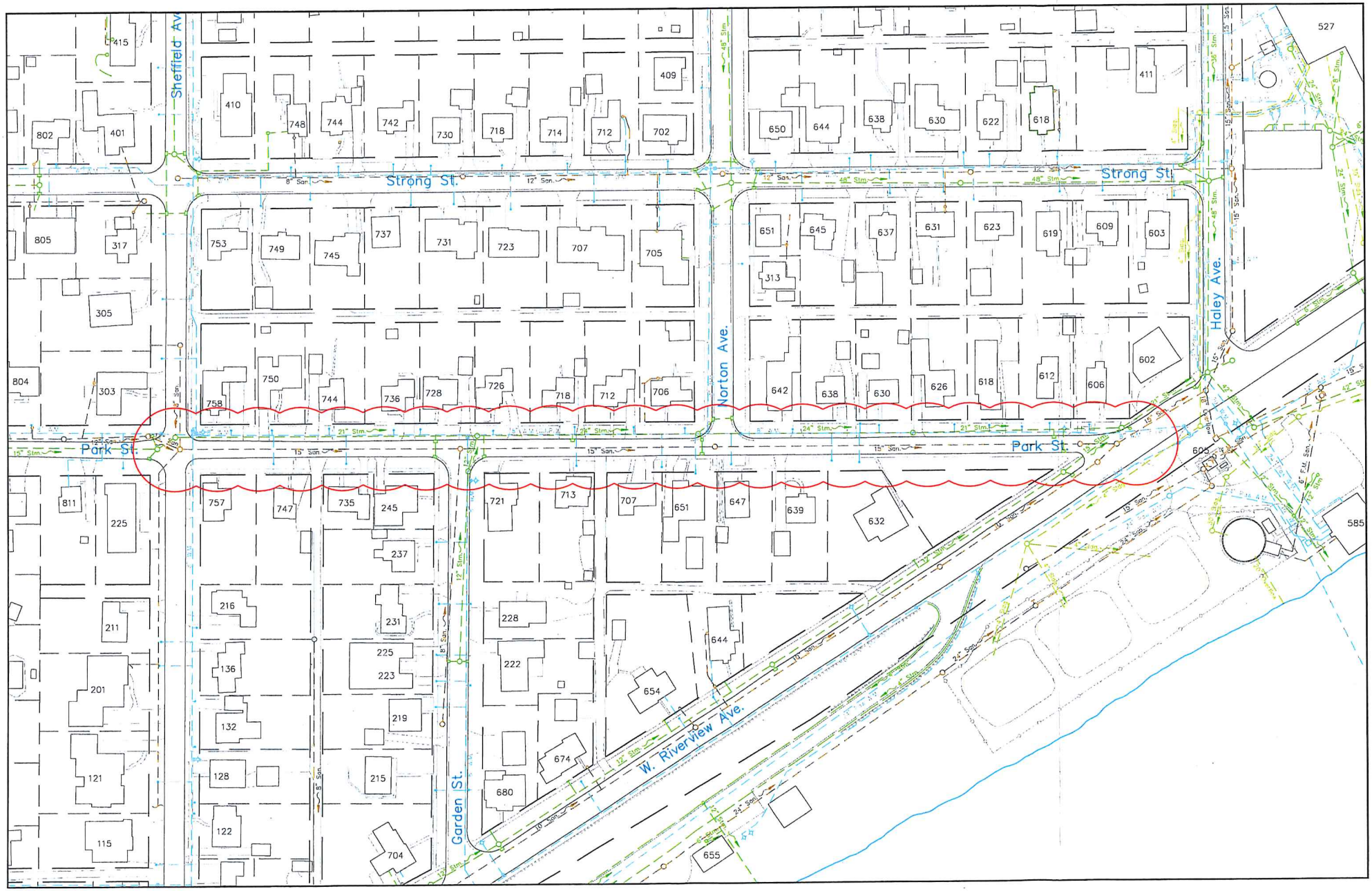
Sheffield Ave
Strong St.
Norton Ave.
Haley Ave.
Park St.
W. Riverview Ave.
Garden St.
415
410
409
411
802
401
748
744
742
730
718
714
712
702
650
644
638
630
622
618
527
805
317
753
749
745
737
731
723
707
705
651
645
637
631
623
619
609
603
313
305
804
303
750
758
744
736
728
726
718
712
706
642
638
630
626
618
612
606
602
811
225
757
747
735
245
721
713
707
651
647
639
632
585
237
216
231
228
211
225
223
222
644
136
201
654
219
132
674
121
128
215
680
122
115
704
655

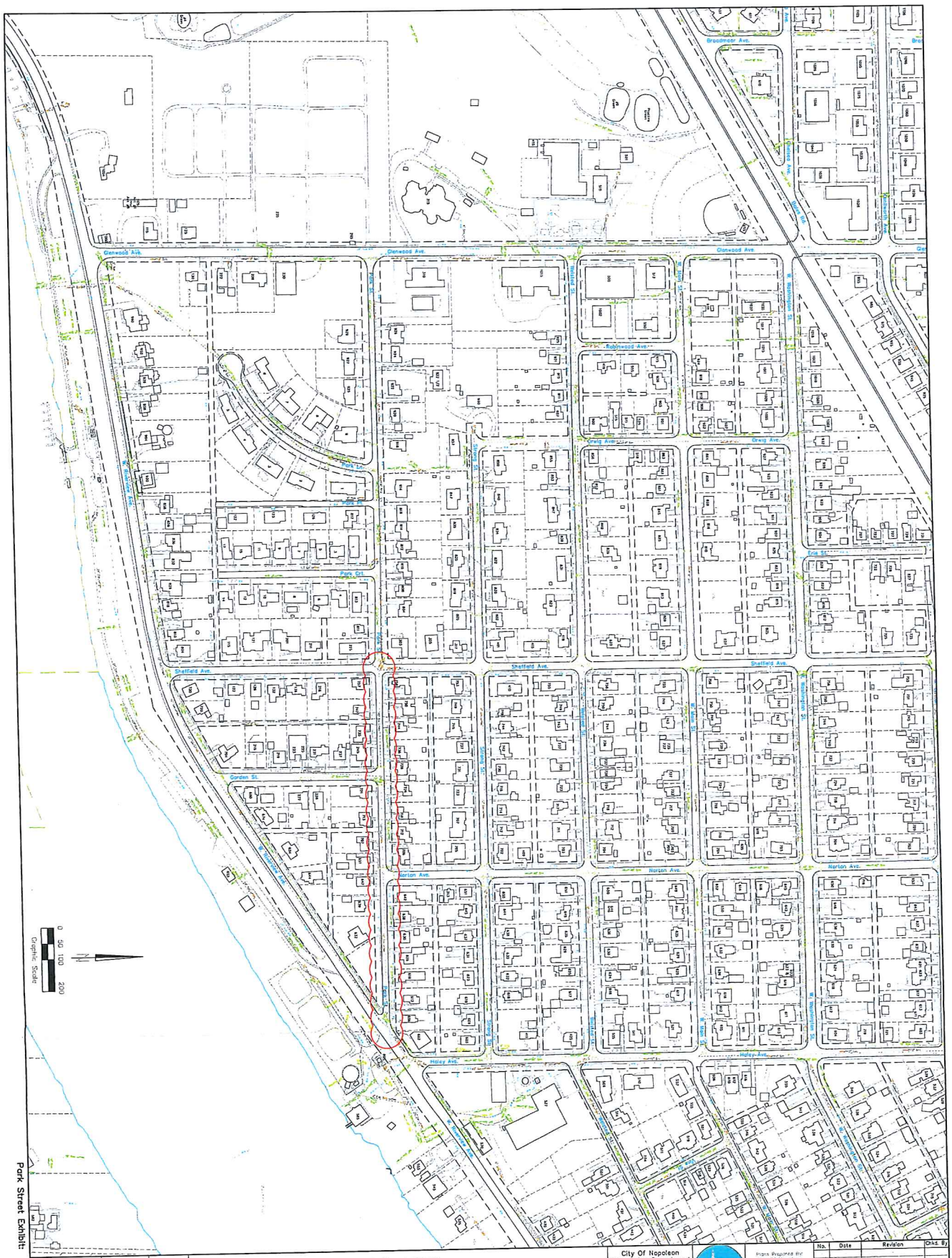

Park Street Exhibit: 30" x 42"

Sheet 08.04.08	Created: 8/21/17	Plotted: 8/21/17	Scale: 1"=100'
	Drawn: ----	Approved: ----	
	Drawing Name: Park St Proje ct - Exhibit 02.dwg		

Park Street Exhibit
30" x 42"

City Of Napoleon
Engineering Department
255 West Riverview Avenue
Napoleon, Ohio 43545
Phone: (419) 592-4010
Fax: (419) 599-8393

Maps Prepared By:
City Of Napoleon
Engineering Department
Chad E. Lulfs, P.E., P.S.
Director Of Public Works

No.	Date	Revision	Chkd. By

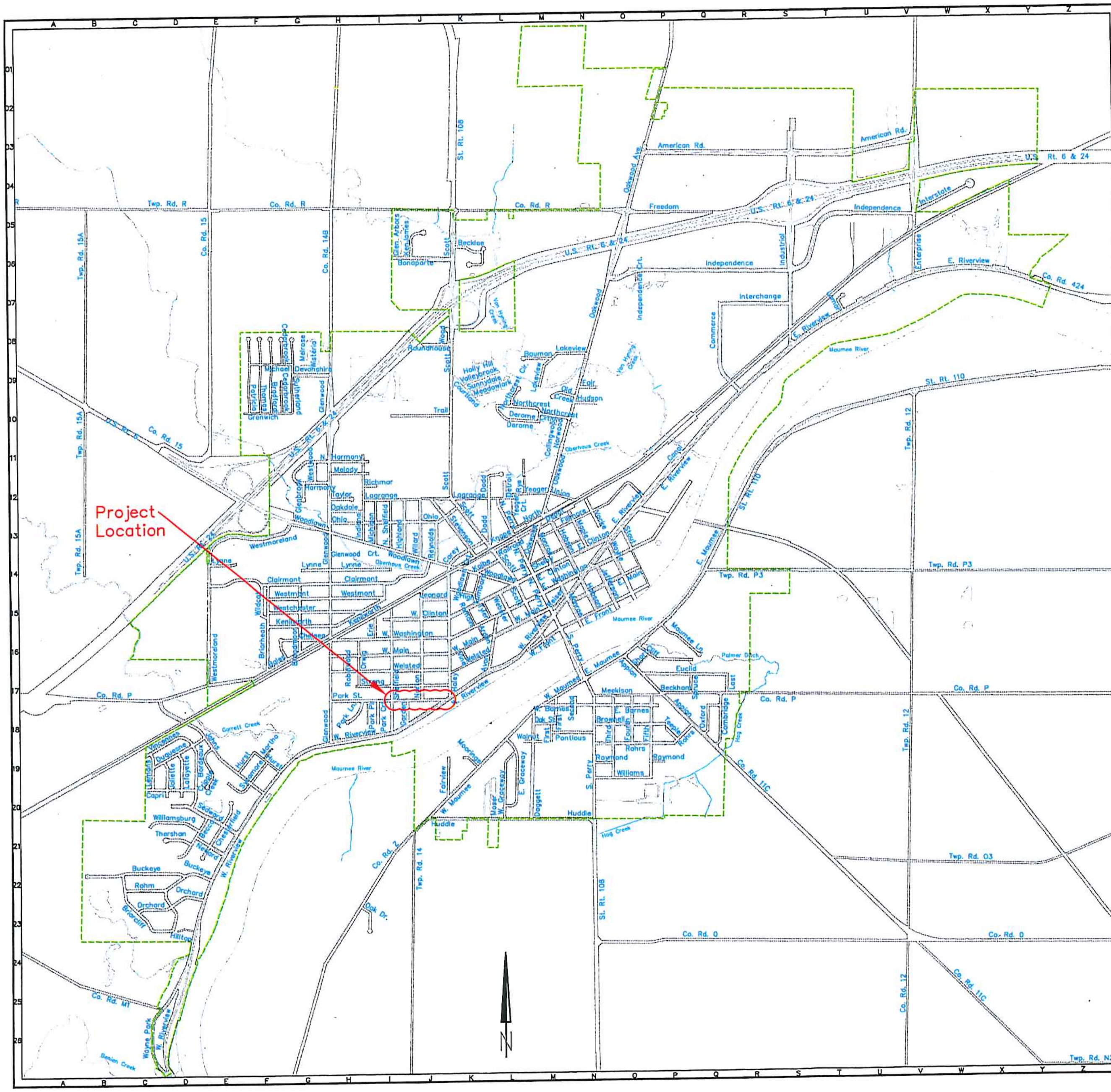

Street	Grid	Street	Grid
American Rd.	V-03	Maple St.	N-13
Appian Ave.	O-17	Martha Ln.	F-19
Arden Crt.	K-16	Maumee Ave.,East	N-17
Avon Pl.	K-16	Maumee Ave.,West	M-17
Bales Rd.	F-16	Maumee Ln.	P-16
Barnes Ave.,East	M-18	Meadowlark Ln.	K-09
Barnes Ave.,West	O-18	Meekison St.	O-17
Bauman Pl.	M-09	Melody Ln.	H-11
Becca Ln.	D-21	Melrose Pl.	G-08
Beckham St.	P-17	Michael Dr.	F-09
Becklee Dr.	K-06	Michigan Ave.	I-13
Bonaparte Dr.	J-06	Monroe St.	N-15
Bordeaux Dr.	D-19	Moorings Dr.	K-19
Bradford Ave.	F-10	Moser Dr.	L-20
Briarcliff Dr.	C-23	Neward Dr.	E-21
Briarheath Ave.	F-16	North St.	M-13
Broadmoor Ave.	G-16	Northcrest Cir.	L-10
Brownell Ave.	O-18	Northcrest Dr.	M-10
Buckeye Ln.	C-22	Norton Ave.	J-17
Cambridge St.	Q-18	Norwood Dr.	M-10
Canal St.	P-11	Oak Dr.	I-23
Capri Dr.	C-20	Oak St.	M-18
Carey St.	K-14	Oakdale Dr.	H-12
Cedarbrook Ave.	G-10	Oakwood Ave.	M-12
Chelsea Ave.	G-16	Ohio St.	H-13
Chesterfield Dr.	E-21	Old Creek Dr.	N-10
Clairmont Ave.	H-14	Orchard Ln.	D-22
Cliff St.	O-16	Orwig Ave.	H-17
Clinton St.,East	M-14	Oxford St.	O-18
Clinton St.,West	J-15	Park Crt.	I-18
Collingwood Dr.	M-10	Park Pl.	I-18
Commerce Dr.	Q-08	Park St.	H-17
Courtland Dr.	K-09	Park Ln.	H-18
Cripple Creek Crt.	E-19	Patricia Ave.	F-10
Daggett Dr.	M-20	Perry St.,North	M-15
Depot St.	M-13	Perry St.,South	N-16
Derome Crt.	L-10	Pontious Pl.	M-18
Derome Dr.	L-10	Railroad St.	L-13
Detroit Ave.	L-12	Raymond St.	P-19
Devonshire Dr.	G-09	Reiser St.	M-15
Dodd St.	K-13	Reynolds St.	J-14
Duquesne Dr.	C-19	Richmar Ln.	I-12
Enterprise Ave.	V-06	Riverview Ave.,East	O-13
Erie St.	I-16	Riverview Ave.,West	K-17
Euclid Ave.	P-17	Robinwood Ave.	H-16
Fair St.	N-09	Rohm Dr.	C-22
Fairview Dr.	I-20	Rohrs Ave.	O-19
Fifth St.	O-18	Romain Ave.	K-15
Fillmore St.	M-13	Roundhouse Rd.	J-08
First St.	M-18	Rye St.	L-12
Fourth St.	O-18	Scott St.	L-14
Freedom Dr.	O-05	Second St.	N-18
Front St.,East	N-15	Sedward Ave.	D-20
Front St.,West	M-16	Sheffield Ave.	I-17
Garden St.	J-18	Sheffield Ave.,North	I-13
Glen Arbors Dr.	I-06	Shelby Ave.	M-14
Glenbrook Crt.	G-12	Short St.	O-16
Glenwood Ave.	H-13	Spruce St.	Q-17
Glenwood Crt.	H-13	Stevenson St.	K-13
Graceway Dr.,East	L-20	Stout St.	O-13
Graceway Dr.,West	L-20	Strong St.	I-17
Grenwich Dr.	F-10	Sunnydale Ln.	K-09
Haley Ave.	K-17	Sutherland Ave.	G-10
Harmony Dr.	G-12	Sycamore Dr.	F-19
Harmony Dr.,North	H-11	Taylor Dr.	H-12
High St.	K-15	Teeple St.	P-19
Highland Ave.	I-13	Thershan Dr.	D-21
Hilltop Ln.	D-23	Third St.	O-18
Hobson St.	N-15	Thomas Ave.	F-10
Holly Hill Dr.	K-09	Township Rd. P3	Q-14
Huddle Rd.	N-20	Trail Dr.	J-10
Hudson St.	N-10	Tyler St.	K-15
Hurst Dr.	F-19	Union St.	M-12
Independence Crt.	O-07	Valleybrook Ln.	K-09
Independence Dr.	U-05	Vincennes Dr.	D-18
Indiana Ave.	H-13	Vine St.	K-16
Industrial Dr.	S-06	Vocke St.	N-13
Interchange Dr.	R-07	Walnut St.	M-18
Interstate Dr.	V-05	Washington St.,East	N-14
Johns Rd.	D-18	Washington St.,West	J-16
Jefferson St.	N-14	Wayne St.	O-14
Joliette Dr.	D-19	Wayne Park Dr.	C-26
Kenilworth Ave.	H-15	Webster St.	L-15
KenJames Crt.	J-06	Welsted St.	I-17
Knape St.	L-13	Westchester Ave.	G-15
Kolbe St.	K-14	Westmont Ave.	G-15
Lafayette Dr.	D-19	Westmoreland Ave.	E-17
Lagrange St.	K-12	Westwood Ave.	G-12
Lakeview Dr.	N-08	Wildcat Dr.	F-15
Lamar Ln.	T-07	Willard St.	J-13
Last St.	Q-17	Williams St.	O-19
Lemans Dr.	C-19	Williamsburg Ave.	D-20
Leonard St.	J-15	Wisteria Ln.	G-08
Lumbard St.	K-15	Wood Dr.	K-08
Lynne Ave.	G-14	Woodlawn Ave.	G-13
Main St.,East	O-14	Woodlawn Crt.	K-14
Main St.,West	M-15	Yeager Crt.	L-12
		Yeager St.	M-12

No.	Date	Revision	Chkd. By
-	-	-	-

Plans Prepared By:
City Of Napoleon
Engineering Department
Chad E. Lulfs, P.E., P.S.
Director Of Public Works

City Of Napoleon
Engineering Department
255 West Riverview Avenue
Napoleon, Ohio 43545
Phone: (419) 592-4010
Fax: (419) 599-8393

City Of Napoleon Street Index Map

Created: 8/17/17 | Plotted: 8/21/17 | Scale: N.T.S.
Drawn: Mark B. Spiess | Approved: Chad E. Lulfs
Drawing Name: Park St Phase III – Project Location.dwg
Sheet 00 Of 00

BEFORE THE

OHIO ENVIRONMENTAL PROTECTION AGENCY

OHIO E.P.A.
JUL 25 2000
ENTERED DIRECTOR'S JOURNAL

In the matter of:
City of Napoleon
Henry County
P.O. Box 151
Napoleon, Ohio 43545

: Director's Final Findings
: and Orders

Jurisdiction

Pursuant to Ohio Revised Code (ORC) Chapter 6111, the Director of the Environmental Protection Agency hereby makes the following Findings and issues the following Orders:

Parties Bound

These orders shall apply to and be binding upon the City of Napoleon, hereinafter "Respondent", its assigns and successors in interest. No change in ownership or operation of the Napoleon Publically Owned Treatment Works, hereinafter "Facility", will in any way alter Respondent's responsibilities under these Orders. Respondent's obligations under these orders may be altered only by the written approval of the Director of the Ohio EPA.

Findings of Fact

1. Respondent owns and operates the Napoleon Wastewater Treatment Plant (WWTP) located at 4735 E. Washington St. , Napoleon, Ohio, and the associated collection system. Collectively, the WWTP and its collection system are hereinafter referred to as the Napoleon Publicly Owned Treatment Works (Napoleon POTW), or the "Facility".

2. The Napoleon POTW discharges "sewage", "industrial waste", and/or "other wastes", as those terms are defined in ORC Section 6111.01, to the Maumee River, and Oberhaus Creek and their tributaries.

3. The Maumee River, Oberhaus Creek, and their tributaries constitute "waters of the state" as defined by ORC Section 6111.01.

4. The Respondent holds NPDES permit number 2PD00000*LD (OH0020893), issued May 24, 1994, which authorizes the city to discharge from the Napoleon POTW to waters of the state. The permit was effective from July 1, 1994 through June 30, 1999.

5. The collection system consists of both combined sewer areas, where it is

"I certify this to be a true and accurate copy of the official document as filed in the records of the Ohio Environmental Protection Agency.
By: [signature] Date 7-25-00

designed to convey both sewage and storm water during wet weather, and separate sanitary sewers, which are not designed to convey storm water except in insignificant amounts. In addition to the discharges from the treatment plant, Respondent's NPDES permit includes four collection system overflows and a WWTP Bypass, which during wet weather discharge to the Maumee River and Oberhaus Creek.

6. NPDES permit No. 2PD00000*LD included a compliance schedule for the submittal of a CSO Operational Plan by January 1, 1996. The plan was received on January 2, 1996. This plan identified ten unpermitted collection system overflows: three on a combined sewer system and seven on a separated sanitary sewer. The plan also indicated that two of the permitted overflows were SSOs.

7. Since the time of the CSO Operational Plan's submittal, two of the unpermitted CSOs and one of the unpermitted SSOs have been eliminated.

8. Respondent has implemented, and continues to implement, the nine minimum control measures to reduce and eliminate CSO's in its system.

9. The remaining unpermitted SSOs are as follows:

Outfall #	Location	Receiving Sewer	Stream
5	W. Clinton & Sheffield	River	Maumee River
7	Scott & Oberhaus Creek	Oberhaus Creek	Oberhaus
9	Oberhaus Creek & Woodlawn	Oberhaus Creek	Oberhaus
10	Stevenson & Oberhaus Creek	Oberhaus Creek	Oberhaus
11	W. Maumee & Graceway	Southside	Maumee River
14	Riverview Ave. & Wayne Park	Front	Maumee River

10. NPDES permit No 2PD00000*LD included one plant bypass (Outfall 602) and two collection system overflows (Outfalls numbered 2PD00000002 and 2PD00000005) located in separate sanitary sewer areas. Respondent has documented several overflow events at these SSOs. The following list indicates the number of documented overflow events at the plant bypass and at each of these SSOs between July 1994 and July 1999 (with the exception of November 1998). It should be noted that the WWTP was under construction from July 1997 until October 1998.

contracts, initiating and completing construction, and attaining compliance with the terms of the NPDES permit.

Three copies of the General Plan shall be submitted to the Ohio EPA Northwest District Office. During the planning process, Ohio EPA will evaluate proposed measures for approval of the overall concept and the use of facilities included in the proposal. Ohio EPA will authorize the installation of proposed facilities through the issuance of a Permit to Install upon submission of detailed plans.

8. Within 36 months from the first day of January immediately following the effective date of these Orders, Respondent shall develop and submit a Combined Sewer System Long Term Control Plan. The goal of the plan is that discharges from combined sewer overflows shall not cause or significantly contribute to violations of water quality standards, including toxicity impacts on stream biota, or impairment of designated uses of the waters of the state, including, without limitation, the Maumee River and Oberhaus Creek. The plan shall address, at a minimum, the following:

   a. Respondent shall characterize its collection system and overflows using the tools of monitoring and modeling. A monitoring program will be proposed that provides adequate data to characterize and model the collection system and overflows; supports development and implementation of the minimum control measures; supports development and implementation of a long-term control plan; and allows the effectiveness of control measures to be evaluated.

   b. Respondent shall identify CSO discharges to State Resource Waters (OAC 3745-1-05), Bathing Waters (OAC 3745-1-07(B)(4)), and all surface waters within 500 yards of an existing public water supply intake and designate these discharges as the highest priority for elimination, relocation or treatment. Overflows to these waters shall be eliminated or relocated whenever physically and economically achievable, except when this would cause unacceptable water quality impacts elsewhere in the system. If elimination or relocation is not possible, then treatment must be provided that will result in attainment of water quality standards and designated uses.

   c. Respondent shall identify CSO discharges to waters of the state, including small, accessible urban streams, where there is a high probability for contact recreation, and develop controls to ensure that these waters attain the applicable water quality standards for bacteria. The potential for human health impacts, public input on the recreational value of the streams, and financial considerations should be used to prioritize controls for these streams.

   d. Respondent shall develop and implement a significant notification program that informs the public of the possible health and environmental impacts associated with CSOs, and advises against contact recreation when elevated bacteria

levels may endanger public health.

e. Respondent shall consider either the "presumption" or the "demonstration" approach included in U.S. EPA's National Combined Sewer Overflow Policy (April 19, 1994). Elimination of overflows shall always be evaluated as a control option and shall be implemented if it is cost effective, economically achievable, and does not cause new or significantly increased overflows elsewhere in the system.

f. As part of CSO control, Ohio EPA expects communities to identify combined and separate sewered areas and to minimize the impact of separate sanitary flows on CSO discharges. Steps to consider include: using express sewers to route sanitary flows around combined sewer areas and reducing infiltration and inflow into the separate sewers. Communities also should consider ways to reduce storm water flow into combined sewers. Steps to consider include: diverting storm water away from the combined system (e.g, by constructing retention basins); removing inflow, such as roof drains); and using catch basin flow restriction.

g. Respondent shall conduct cost/performance analyses to determine where the increment of CSO abatement diminishes compared to the increased costs.

h. Respondent shall propose revisions to the Combined Sewer System Operational Plan necessary to implement long term controls.

i. Respondent shall consider sanitary sewer separation projects, the elimination of CSO outfalls, the addition of primary treatment and disinfection capacity, and other cost effective measures, such as retention basins, for the purpose of eliminating, or increasing the treatment of, wet weather flows. During the planning process, Ohio EPA will evaluate proposed measures for approval of the overall concept and the use of facilities included in the proposal. Ohio EPA will authorize the installation of proposed facilities through the issuance of a Permit to Install upon submission of detailed plans.

j. Respondent shall propose an implementation schedule based on consideration of the following: the relative magnitude of adverse impacts on water quality standards and designated uses, the community's financial capability, the relative cost/performance evaluations of individual projects, the priorities developed through public participation, and previous efforts to control CSOs.

k. Respondent shall give the public affected by the development and implementation of the CSO Long Term Control Plan the opportunity to actively participate in the process. This includes participation in the evaluation and selection of controls, in determining the value that the community places on recreation opportunities that are impacted by CSO discharges, and in setting

priorities for CSO control projects.

When the CSO Long Term Control Plan is approved by the Director of Ohio EPA, the implementation schedule included in the plan shall be incorporated by reference as part of Respondent's NPDES permit, or the NPDES permit may be modified to incorporate the approved implementation schedule.

9. Respondent shall pay to Ohio EPA the amount of twelve thousand dollars ($12,000.00) in settlement of Ohio EPA claims for civil penalties, which may be assessed pursuant to Chapter 6111 of the Ohio Revised Code. This payment shall be made by tendering a certified check made payable to "Treasurer, State of Ohio" for the full amount within 30 days after the effective date of these Orders to the following address:

Vicki Galilei, Office of Fiscal Administration
Ohio Environmental Protection Agency
Lazarus Government Center
P.O. Box 1049
Columbus, Ohio 43216-1049

A photocopy of the check shall be made to Jim Vinch of Ohio EPA Legal.

10. All documents required to be delivered by Respondent pursuant to Orders 2,4,5,6, 7, 8 and 9 shall be deemed to be delivered as of the date that Respondent deposits such document in the mail, postage prepaid, to the following address:

Ohio Environmental Protection Agency
Northwest District Office
347 North Dunbridge Road
Bowling Green, Ohio 43402
(ATTN: Enforcement Group Leader)

OTHER APPLICABLE LAWS

All actions required to be taken pursuant to these Orders shall be undertaken in accordance with the requirements of all applicable local, state, and federal laws and regulations. Nothing in these Orders shall be construed as waiving or compromising in any way the applicability and enforcement of any other statutes or regulations applicable to Respondent's operation of its Facility.

RESERVATION OF RIGHTS

These Orders do not prevent Ohio EPA from enforcing the terms of these Orders or from taking other administrative, legal, or equitable action as deemed appropriate and necessary, including seeking penalties against Respondent for noncompliance with these Orders or for violations identified in these Orders. These Orders do not prevent Ohio EPA from exercising its authority to require Respondent to perform additional activities pursuant to Chapter 6111 of the Ohio Revised Code or any other applicable law in the future. These Orders do not restrict the right of Respondent to raise any administrative, legal, or equitable claim or defense for any additional activities that Ohio EPA may seek to require of respondent. These Orders do not limit the authority of Ohio EPA to seek relief for violations not cited in these Orders.

TERMINATION

The Respondent's obligations under these Orders shall be satisfied and terminate when Respondent demonstrates in writing, and certifies to the satisfaction of Ohio EPA that all obligations under these Orders have been performed, and the Chief of Ohio EPA's Division of Surface Water acknowledges in writing the termination of these Orders.

This certification shall be submitted by the Respondent to the Northwest District Office (Attention: DSW Enforcement Group Leader) and shall be signed by a responsible official of the City of Napoleon.

A responsible official is as defined in Ohio Administrative Code (OAC) 3745-33-03(D)(1) for a corporation, OAC 3745-33-03(D)(2) for a partnership, OAC 3745-33-03(D)(3) for a sole proprietorship, and OAC 3745-33-03(D)(4) for a municipal, state, or other public facility. The certification shall contain the following attestation:

> *"I certify under the penalty of law that I have personally examined and am familiar with the information contained in or accompanying this certification, and based on my inquiry of those individuals immediately responsible for obtaining the information, I believe the information contained in or accompanying this certification is true, accurate, and complete. I am aware that there are significant penalties for submitting false information, including the possibility of fine or imprisonment."*

WAIVER

In order to resolve disputed claims, without admission of fact, violation or liability, Respondent agrees that these Orders are lawful and reasonable, that the schedules provided for compliance herein are reasonable, and the Respondent agrees to comply with these Orders. Ohio EPA specifically does not waive its right to pursue actions and civil penalties as set forth in the reservation of Rights paragraph of these ORDERS.

Respondent hereby waives the right to appeal the issuance, terms, and service of these Orders, and it hereby waives any and all rights it might have to seek judicial review of said Orders either in law or equity.

Notwithstanding the preceding, in the event that these Orders are appealed by any other party to the Environmental Review Appeals Commission, or any court, Respondent retains the right to intervene and participate in such appeal. In such event, respondent shall continue to comply with these Orders notwithstanding such appeal and intervention unless said Orders are stayed, vacated, or modified.

SIGNATURE AUTHORITY

Each undersigned representative of a signatory to these Orders certifies that he or she is fully authorized to enter into the terms and conditions of these Orders and to legally bind such signatory to this document.

IT IS SO AGREED:
City of Napoleon

BY: _____
Dr. Jon A. Bisher

TITLE: City Manager DATE: June 19, 2000

IT IS SO ORDERED AND AGREED:

Ohio Environmental Protection Agency

_____
Christopher Jones
Director

DATE: 7-19-00

ATTACHMENT A

MONITORING REQUIREMENTS FOR OUTFALLS 002, 005, 5, 7, 9, 10, 11, and 14:

CHARACTERISTIC REQUIREMENT			MONITORING	
Code	Reporting Units	Parameter	Frequency	Measurement Sample Type
00530	mg/l	Suspended Solids	1/Month	Grab
50050	MGD	Flow	When Discharging	Daily Estimate
80082	mg/l	$CBOD_5$	1/Month	Grab
80998	No./Month	Occurrences	When Discharging	Estimate
80999	Hours	Duration	When Discharging	Daily Estimate
	SU	pH	1/month	Grab
	mg/l	Dissolved Oxygen	1/month	Grab

Respondent shall set up a rotating schedule to sample at least three (3) outfalls during each storm event. Samples should be collected during the first 30 minutes of discharge or as soon as possible. Data for the number of Occurrences per day, the daily Duration and the total daily Flow may be estimated.

For days when there are no overflow events, data for parameters which require laboratory analysis should be reported as "AH" and an explanation of "No Discharge" entered in the "Additional Remarks" section. Also, on such days Zero should be reported for occurrences, duration, and flow.

Monitoring data shall be submitted for each month when discharge occurs. When discharge occurs the monthly monitoring report shall be attached to the normal monthly report form.